

Department of Homeland Security: FY2015 Appropriations

William L. Painter, Coordinator

Analyst in Emergency Management and Homeland Security Policy

November 20, 2014

Congressional Research Service

7-5700

www.crs.gov

R43796

Summary

This report analyzes the FY2015 appropriations for the Department of Homeland Security (DHS). While this report makes note of many budgetary resources provided to DHS, its primary focus is on funding approved by Congress through the appropriations process.

The Administration requested \$38.332 billion in adjusted net discretionary budget authority for DHS for FY2015, as part of an overall budget of \$60.919 billion (including fees, trust funds, and other funding that is not appropriated or does not score against the budget caps). The request amounted to a \$0.938 billion, or 2.4%, decrease from the \$39.270 billion enacted for FY2014 through the consolidated appropriations act (P.L. 112-74).

Net requested appropriations for major agencies within DHS were:

- Customs and Border Protection (CBP), \$10.701 billion;
- Immigrations and Customs Enforcement (ICE), \$5.014 billion;
- Transportation Security Administration (TSA), \$4.325 billion;
- Coast Guard, \$8.152 billion;
- Secret Service, \$1.636 billion;
- National Protection and Programs Directorate (NPPD), \$1.515 billion;
- Federal Emergency Management Administration (FEMA), \$3.970 billion; and
- Science and Technology Directorate, \$1.072 billion.

In addition, the Administration requested an additional \$6.438 billion not reflected above for FEMA in disaster relief funding as defined by the Budget Control Act.

On June 11, 2014, the House Appropriations Committee marked up its draft Homeland Security Appropriations bill, and voted to report it out of committee. The House committee-reported bill provided \$39.220 billion in adjusted net discretionary budget authority, as well as the requested disaster relief funding.

On June 26, 2014, the Senate Appropriations Committee marked up its draft Homeland Security Appropriations bill, and voted to report it out of committee. The Senate committee-reported bill provided \$39.000 billion in adjusted net discretionary budget authority, as well as the requested disaster relief funding, and \$213 million for Coast Guard overseas contingency operations.

On September 19, 2014, the President signed H.J.Res. 124, the Continuing Appropriations Resolution, 2015, into law as P.L. 113-164. This continuing resolution funds the operations of the federal government at the current annual rate until December 11, 2014, or until full-year appropriations are passed, whichever comes first.

This report will be updated after resolution of annual appropriations for DHS for FY2015.

Contents

Most Recent Developments	1
March 4-11, 2014—President’s FY2015 Budget Request Submitted	1
June 11, 2014—House Appropriations Committee Approves H.R. 4903	2
June 28, 2014—Senate Appropriations Committee Approves S. 2534	2
September 19, 2014—President Signs H.J.Res. 124 into Law	2
Note on Data and Citations	3
Background	3
Department of Homeland Security	3
Appropriations for the Department of Homeland Security	4
Summary of DHS Appropriations	4
DHS Appropriations: Comparing the Components	5
DHS Appropriations Compared to the Total DHS Budget	9
DHS Appropriations Trends: Size	9
DHS Appropriations Trends: Timing	11
Title I: Departmental Management and Operations	13
Departmental Management	14
DHS Headquarters Consolidation	25
Analysis and Operations	27
Office of the Inspector General	29
Title II: Security, Enforcement, and Investigations	32
Customs and Border Protection	35
Immigration and Customs Enforcement (ICE)	40
Transportation Security Administration	44
U.S. Coast Guard	53
U.S. Secret Service	57
Title III: Protection, Preparedness, Response, and Recovery	61
National Protection and Programs Directorate (NPPD)	63
Office of Health Affairs	70
Federal Emergency Management Agency (FEMA)	73
DHS State and Local Preparedness Grants	74
Title IV: Research and Development, Training, and Services	83
U.S. Citizenship and Immigration Services	85
Federal Law Enforcement Training Center	88
Science and Technology Directorate	89
Domestic Nuclear Detection Office	92
Title V: General Provisions	94

Figures

Figure 1. Department of Homeland Security Appropriations by Component, FY2014- FY2015	8
Figure 2. DHS Gross Budget Breakdown: FY2015 Request	9
Figure 3. DHS Appropriations, Showing Supplemental Appropriations and the DRF	10

Figure 4. DHS Appropriations Legislative Timing..... 12

Tables

Table 1. Legislative Status of FY2015 Homeland Security Appropriations..... 1

Table 2. Department of Homeland Security Appropriations by Title, FY2014-FY2015..... 5

Table 3. DHS Appropriations by Component, FY2014-FY2015..... 6

Table 4. Title I: Departmental Management and Operations, FY2014-FY2015..... 13

Table 5. DHS Management Account Appropriations, FY2014-FY2015..... 20

Table 6. Title II: Security, Enforcement, and Investigations, FY2014-FY2015..... 33

Table 7. U.S. Customs and Border Protection Account Detail, FY2014-FY2015..... 38

Table 8. Immigration and Customs Enforcement (ICE) Sub-Account Detail,
FY2014-FY2015..... 41

Table 9. TSA Requested Budgetary Resources, FY2015..... 45

Table 10. TSA Gross Budget Authority by Budget Activity, FY2014-FY2015..... 47

Table 11. Coast Guard Operating (OE) and Acquisition (ACI) Sub-Account Detail,
FY2014-FY2015..... 54

Table 12. Budget Authority for the U.S. Secret Service, FY2013-FY2014..... 59

Table 13. Title III: Protection, Preparedness, Response, and Recovery, FY2014-FY2015..... 61

Table 14. Budget Authority for Infrastructure Protection and Information Security,
FY2014-FY2015..... 66

Table 15. Office of Health Affairs, FY2014-FY2015..... 71

Table 16. State and Local Grant Programs and Training, FY2014-FY2015..... 75

Table 17. Title IV: Research and Development, Training, and Services, FY2014-FY2015..... 83

Table 18. USCIS Budget Account Detail, FY2014-FY2015..... 87

Table 19. Directorate of Science and Technology, FY2014-FY2015..... 91

Table 20. Domestic Nuclear Detection Office, FY2014-FY2015..... 93

Table A-1. FY2014 and FY2015 302(b) Discretionary Allocations for DHS..... 99

Table B-1. DHS New Discretionary Budget Authority, FY2004-FY2014..... 102

Table B-2. DHS New Discretionary Budget Authority, FY2013 Dollars, FY2004-FY2014..... 102

Appendixes

Appendix A. Appropriations Terms and Concepts..... 97

Appendix B. DHS Appropriations in Context..... 101

Contacts

Author Contact Information.....	104
---------------------------------	-----

This report describes and analyzes the discretionary appropriations for the Department of Homeland Security (DHS) for fiscal year 2015 (FY2015). It compares the President's request for FY2015 funding for the Department of Homeland Security (DHS), the enacted FY2014 appropriations for DHS, and the House-reported homeland security appropriations legislation for FY2015.

The first portion of this report provides an overview and historical context for reviewing DHS appropriations, highlighting various aspects including the comparative size of DHS components, the amount of non-appropriated funding the department receives, and trends in the timing and size of the department's appropriations legislation. The second portion of the report outlines the legislative chronology of major events in funding the department for FY2015. The third portion of the report provides detailed information on DHS appropriations, broken down by component, with discussion of associated policy issues.

The report tracks legislative action and congressional issues related to DHS appropriations with particular attention paid to discretionary funding amounts. The report does not provide in-depth analysis of specific issues related to mandatory funding—such as retirement pay—nor does the report systematically follow any other legislation related to the authorization or amendment of DHS programs, activities, or fee revenues.

Discussion of appropriations legislation involves a variety of specialized budgetary concepts. **Appendix A** to this report explains several of these concepts, including budget authority, obligations, outlays, discretionary and mandatory spending, offsetting collections, allocations, and adjustments to the discretionary spending caps under the Budget Control Act.

Most Recent Developments

Table 1. Legislative Status of FY2015 Homeland Security Appropriations

Subcommittee Markup		H.Rept. 113-481	House Passage		Senate Passage S. 2534	Conference Report Consideration		
House	Senate		H.R. 4903	S.Rept. 113-198		Senate	House	Enactment
5/28	6/24	6/11	n/a	6/26	n/a	n/a	n/a	n/a
(vv)	(vv)	(vv)		(vv)				

Notes: (vv) = voice vote, (uc) = unanimous consent.

March 4-11, 2014 — President's FY2015 Budget Request Submitted

For FY2015, the Administration requested \$38.332 billion in adjusted net discretionary budget authority for DHS, as part of an overall budget request of \$60.919 billion (including fees, trust funds and other funding that is not appropriated or does not score against the budget caps). This request amounts to a \$0.938 billion (2.4%) decrease below the \$39.270 billion enacted for FY2014 through Division F of P.L. 113-76. The overall estimated size of the DHS budget for

FY2015 is a \$264 million (0.4%) increase above the budget of \$60.655 billion estimated for FY2014.¹

June 11, 2014—House Appropriations Committee Approves H.R. 4903

The House Committee on Appropriations reported its version of the FY2015 DHS Appropriations bill on June 11, 2014, by a voice vote. This report uses House-reported H.R. 4903 and the accompanying report (H.Rept. 113-481) as the source for House-reported appropriations numbers and, for comparison, the underlying FY2015 budget request from the Administration. The House bill as approved by the committee would have provided a net discretionary appropriation of \$39,220 million for DHS for FY2015, not including \$6,438 million for disaster relief that would be paid for by adjustments to the discretionary spending cap under the BCA. With that exclusion, the House-reported bill provided \$888 million (2.3%) above the Administration's request, and \$50 million (0.1%) below the amount provided under Division F of P.L. 113-76.

June 28, 2014—Senate Appropriations Committee Approves S. 2534

The Senate Committee on Appropriations reported its version of the FY2015 DHS Appropriations bill on June 26, 2014, by a voice vote. This report uses Senate-reported S. 2534 and the accompanying report (S.Rept. 113-198) as the source for Senate-reported appropriations numbers. The Senate bill as approved by the committee would have provided a net discretionary appropriation of \$39,000 million for DHS for FY2015, not including \$6,438 million for disaster relief and \$213 million for Coast Guard overseas contingency operations that would be paid for by adjustments to the discretionary spending cap under the BCA. With those exclusions, the Senate-reported bill provided \$668 million (1.7%) above the Administration's request, and \$270 million (0.7%) below the amount provided under Division F of P.L. 113-76.

September 19, 2014—President Signs H.J.Res. 124 into Law

H.J.Res. 124, the Continuing Appropriations Resolution, 2015, was introduced on September 9, 2014. This continuing resolution funds, with several specific exceptions and limitations, the operations of the federal government at the current annual rate until December 11, 2014, or until full-year appropriations are passed, whichever comes first. The joint resolution passed the House on September 17, 2014,² and the Senate on September 18, 2014.³ On September 19, 2014, the President signed it into law as P.L. 113-164, as senior appropriators indicated they would pursue an omnibus appropriations package in the lame duck session of Congress, rather than stand-alone bills.⁴

¹ Department of Homeland Security, *Congressional Budget Justification FY2015: Budget Tables and Explanation of Changes for General Provisions* (Washington, DC, 2014), p. 1.

² Passed the House by a recorded vote, 391-108 (Roll Call Number 509).

³ Passed the Senate without amendment by Yea-Nay vote, 78-22 (Roll Call Number 270).

⁴ See, for example, George Cahlink, "Budget Tracker Briefing: Looking Toward the Lame Duck," *CQ Budget Tracker Briefing*, September 12, 2014.

Note on Data and Citations

Except in summary discussions and when discussing total amounts for the bill as a whole, all amounts contained in this report are in budget authority and rounded to the nearest million—however, for precision in percentages and totals, all calculations were performed using unrounded data.

Data used in this report for FY2014 amounts are taken from the President’s Budget Documents, as well as H.Rept. 113-91, S.Rept. 113-77, Division F of P.L. 113-76, and the explanatory statement that accompanied it through the legislative process. Contextual information on the FY2015 request is generally from the President’s Budget Documents, the FY2015 DHS congressional budget justifications, and the FY2015 DHS *Budget in Brief*. Information on the House-reported FY2015 DHS Appropriations bill is from H.R. 4903 and H.Rept. 113-481. For consistency of budgetary comparisons, funding levels requested through the President’s budget for FY2015 are also drawn from H.Rept. 113-481 unless otherwise noted. Information on the Senate-reported FY2015 DHS Appropriations bill is from S. 2534 and S.Rept. 113-198. Historical funding data used in the appendices are taken from the *Analytical Perspectives* volumes of the FY2006-FY2015 President’s Budget request documents.

The Opportunity, Growth, and Security Initiative

The Obama Administration included with its FY2015 budget request a new government-wide proposal referred to as the “Opportunity, Growth, and Security Initiative.” It was a \$56 billion fund that would be divided equally between defense and non-defense expenditures. The cost of the initiative would be offset largely with targeted spending cuts and closed tax loopholes. According to the Administration, this initiative, if passed, would provide \$710 million beyond the budget request of \$38.176 billion for the Department of Homeland Security to address specific priorities that have been restricted by the impact of sequestration on the discretionary spending caps outlined in the Budget Control Act as amended. Proposed homeland security funding through the initiative included the following:

- \$400 million in competitive grants to state, local, and tribal governments through the Pre-Disaster Mitigation Program.
- \$300 million in additional funds for the National Preparedness Grant Program, the Administration’s proposed consolidated grant program to support state, local, and tribal government preparedness, prevention, and response capability.
- \$10 million for National Protection and Programs Directorate (NPPD) to conduct infrastructure analysis to identify critical facilities in states and/or sectors and analyze their ability to remain functional after disasters.

As this funding is not included in the formal congressional justifications for the targeted accounts, and would require the enactment of separate legislation to alter the discretionary budget caps to provide the requested resources, funding proposed through the Opportunity, Growth, and Security Initiative is not a part of the FY2015 funding levels analyzed in this report.

Background

Department of Homeland Security

The Homeland Security Act of 2002 (P.L. 107-296) transferred the functions, relevant funding, and most of the personnel of 22 agencies and offices to the new Department of Homeland

Security created by the act. Appropriations measures for DHS have generally been organized into five titles:

- Title I contains appropriations for the Office of Secretary and Executive Management (OSEM), the Office of the Under Secretary for Management (USM), the Office of the Chief Financial Officer, the Office of the Chief Information Officer (CIO), Analysis and Operations (A&O), and the Office of the Inspector General (OIG).
- Title II contains appropriations for Customs and Border Protection (CBP), Immigration and Customs Enforcement (ICE), the Transportation Security Administration (TSA), the Coast Guard (USCG), and the Secret Service.
- Title III contains appropriations for the National Protection and Programs Directorate (NPPD), Office of Health Affairs (OHA) Federal Emergency Management Agency (FEMA).⁵
- Title IV contains appropriations for U.S. Citizenship and Immigration Services (USCIS), the Science and Technology Directorate (S&T), and the Federal Law Enforcement Training Center (FLETC).
- Title V contains general provisions providing various types of congressional direction to the department.

Several reorganizations and restructurings over the course of the department's first 10 years of appropriations makes detailed comparisons of funding levels across the first decade of departmental appropriations complicated. CRS can assist with developing such comparisons.

Although the House and Senate generally produce symmetrically structured bills, this is not always the case. Additional titles are sometimes added to address special issues: For example, the FY2012 House full committee markup added a sixth title to carry a \$1 billion emergency appropriation for the Disaster Relief Fund (DRF). The Senate version carried no additional titles beyond what is described above. For FY2015, the House- and Senate-reported versions of the DHS appropriations bill were generally symmetrical.

Appropriations for the Department of Homeland Security

Summary of DHS Appropriations

Table 2 includes a summary of funding included in the FY2014 regular DHS appropriations bill, the Administration's FY2015 appropriations request, and the House- and Senate-reported FY2015 DHS appropriations bills broken down by title.

⁵ Through the FY2007 appropriation, Title III contained appropriations for the Preparedness Directorate, Infrastructure Protection and Information Security (IPIS) and FEMA. The President's FY2008 request included a proposal to shift a number of programs and offices to eliminate the Preparedness Directorate, create the NPPD, and move several programs to FEMA. These changes were largely agreed to by Congress in the FY2008 appropriation, reflected by Title III in Division E of P.L. 110-161.

Table 2. Department of Homeland Security Appropriations by Title, FY2014-FY2015
(in millions of dollars of discretionary budget authority, rounded)

Title	FY2014 Enacted	FY2015 Request	House- Reported H.R. 4903	Senate- Reported S. 2534
Title I: Departmental Management and Operations	\$1,037	\$1,172	\$967	\$1,033
Title II: Security, Enforcement, and Investigations	30,877	29,828	31,090	30,731
Title III: Protection, Preparedness, Response, and Recovery	5,952	5,611	5,902	5,980
Title IV: Research and Development, Training, and Services	1,878	1,771	1,801	1,761
Title V: General Provisions	-474	-49	-540	-505
Total	\$39,270	\$38,332	\$39,220	\$39,000

Source: CRS analysis of FY2014 explanatory statement, FY2015 DHS congressional justifications, H.R. 4903, H.Rept. 113-481, S. 2534, and S.Rept. 113-198.

Notes: The standard legislative practice is to group rescissions with the bill's general provisions, often resulting in that title scoring as net negative budget authority. The Administration's budget request generally includes rescissions with the impacted component's request, rather than in a separate title, which is the congressional practice. The FY2014 column reflects the impact of \$693 million in rescissions, while the Administration proposed \$200 million in rescissions for FY2015. The House Appropriations Committee recommended \$708 million in rescissions, while the Senate Appropriations Committee recommended \$731 million. In addition, the Administration requests funding for department-wide initiatives in Title I that in recent years have been funded through general provisions in Title V. Table displays rounded numbers, but all operations were performed with unrounded data; therefore, amounts may not sum to totals.

Federal Civilian Employee Pay Raise

The Administration proposed a 1.0% pay increase for all civilian federal employees in its budget request. Almost all DHS employees are considered civilians, with the significant exception of Coast Guard military personnel.

The House Appropriations Committee included language in its report noting that the House bill did not include money for the pay raise. Neither House- nor Senate-reported bills included a restriction on a pay raise being given from within appropriated amounts.

DHS Appropriations: Comparing the Components

Unlike some other appropriations bills, breaking down the DHS bill by title does not provide a great deal of transparency into where DHS's appropriated resources are going. The various components of DHS vary widely in the size of their appropriated budgets. **Table 3** and **Figure 1** show DHS's new discretionary budget authority for FY2015 broken down by component, from largest to smallest appropriations request.

Table 3 does not include resources provided through adjustments under the Budget Control Act in the individual component lines. As the table and figure reflect new discretionary budget authority,

neither appropriated mandatory spending nor rescissions of prior-year budget authority are reflected in the totals.

Table 3. DHS Appropriations by Component, FY2014-FY2015

(in millions of dollars of discretionary budget authority, rounded)

Component	FY2014	FY2015		
	Enacted	Request	House-Reported H.R. 4903	Senate-Reported S. 2534
Customs and Border Protection (CBP)	\$10,690	\$10,852	\$11,009	\$10,822
U.S. Coast Guard (USCG)	8,514 ^a	8,152	8,467	8,425 ^b
Immigration and Customs Enforcement (ICE)	5,269	5,014	5,486	5,163
Transportation Security Administration (TSA)	4,929	4,325	4,628	4,824
Federal Emergency Management Agency (FEMA)	4,354 ^c	3,970 ^d	4,320 ^d	4,329
U.S. Secret Service (USSS)	1,585	1,636	1,637	1,635
National Protection and Programs Directorate (NPPD)	1,471	1,515	1,454	1,527
Science & Technology Directorate (S&T)	1,220	1,072	1,107	1,071
Departmental Management	728	748	602	707
Domestic Nuclear Detection Office (DNDO)	285	304	312	306
Analysis & Operations (A&O)	300	302	274	295
Federal Law Enforcement Training Center (FLETC)	259	260	258	259
U.S. Citizenship and Immigration Services (USCIS)	116	135	125	124
Office of Health Affairs (OHA)	127	126	128	125
Office of the Inspector General (OIG)	115	121	120	119
Total without Rescissions	\$39,270	\$38,332	\$39,220	\$39,000
<i>General Provisions: Rescissions (not reflected visually in totals or figure)</i>	-693	-200	-708	-731
Total with Rescissions	\$39,963	\$38,532	\$39,928	\$39,731
Adjustments under the Budget Control Act	5,853	6,438	6,438	6,651
Total with Adjustments	\$45,817	\$44,970	\$46,366	\$46,382

Source: CRS analysis of FY2014 explanatory statement, FY2014 DHS congressional justifications, H.R. 4903, H.Rept. 113-481, S. 2534, and S.Rept. 113-198.

Notes: Table does not reflect non-appropriated resources available to DHS components.

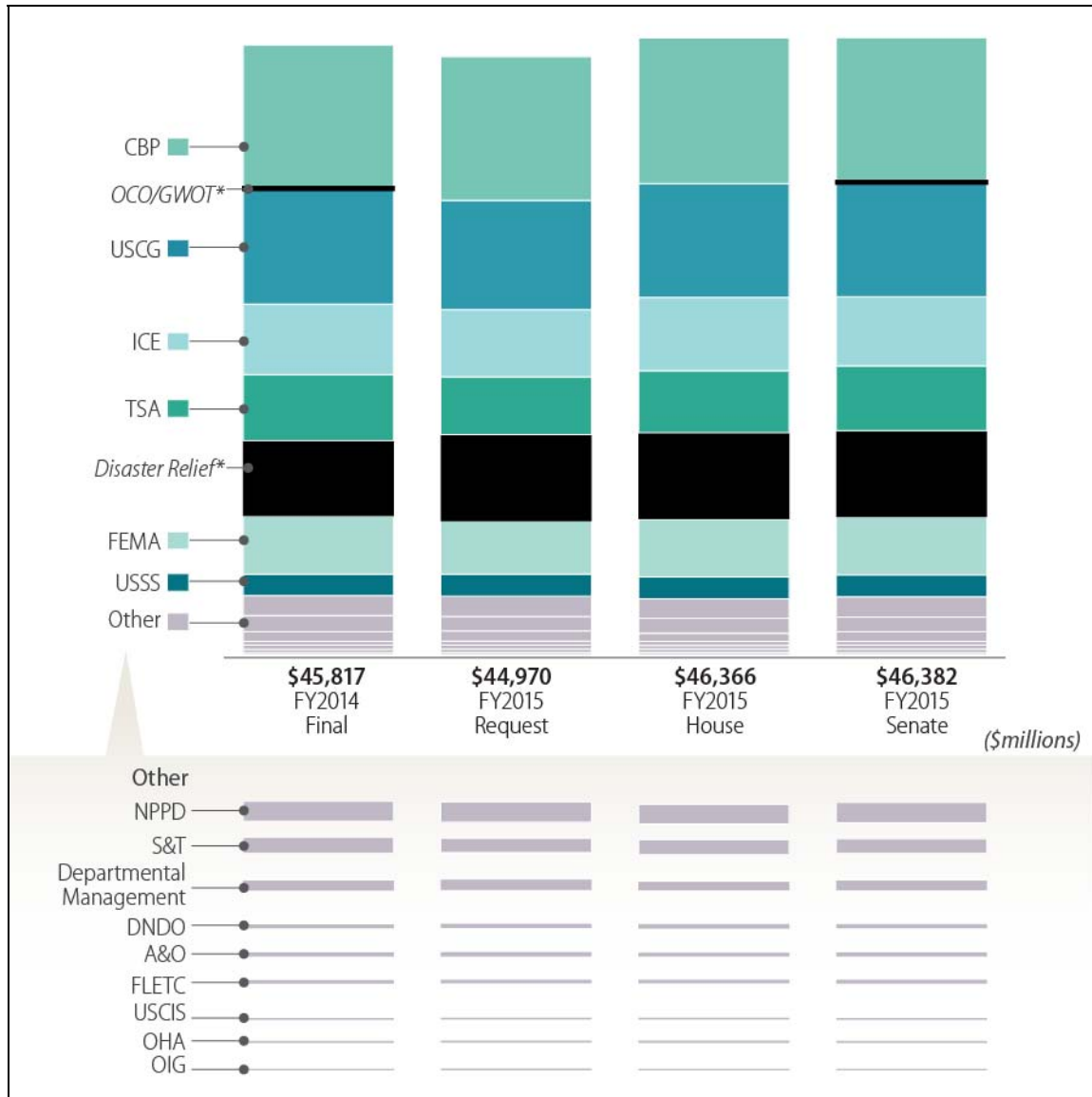
- \$227 million in FY2014 funding for overseas contingency operations for the Coast Guard under an adjustment to the discretionary spending limits is not shown in this table entry, but is reflected in Figure 1.
- \$213 million in FY2015 funding for overseas contingency operations for the Coast Guard under an adjustment to the discretionary spending limits is not shown in this table entry, but is reflected in Figure 1.

- c. \$5,626 million in FY2014 funding for disaster relief costs provided through FEMA's Disaster Relief Fund under an adjustment to the discretionary spending limits is not shown in this table entry, but is reflected in **Figure I**.
- d. \$6,438 million in FY2014 funding for disaster relief costs provided through FEMA's Disaster Relief Fund under an adjustment to the discretionary spending limits is not shown in this table entry, but is reflected in **Figure I**.

In **Figure 1**, the first column of numbers shows budget authority provided in P.L. 113-76 for DHS: resources available under the adjustments to the discretionary budget cap available under the BCA are shown in black. The second column shows a similar breakdown for the FY2015 request, and the third and fourth columns show a similar breakdown of the FY2015 House- and Senate-reported bills. For the purposes of this report, funding provided under BCA adjustments is not treated as appropriations.

Figure I. Department of Homeland Security Appropriations by Component, FY2014-FY2015

(in millions of dollars, rounded)



Source: CRS analysis of FY2014 explanatory statement, FY2015 DHS congressional justifications, H.R. 4903, H.Rept. 113-481, S. 2534, and S.Rept. 113-198.

Chart Abbreviations: CBP, Customs and Border Protection; USCG, U.S. Coast Guard; ICE, Immigration and Customs Enforcement; TSA, Transportation Security Administration; FEMA, Federal Emergency Management Administration; USSS, U.S. Secret Service; NPPD, National Protection and Programs Directorate; S&T, Science and Technology Directorate; DNDO, Domestic Nuclear Detection Office; A&O, Analysis and Operations; FLETC, Federal Law Enforcement Training Center; OHA, Office of Health Affairs; OIG, Office of the Inspector General; USCIS, U.S. Citizenship and Immigration Services.

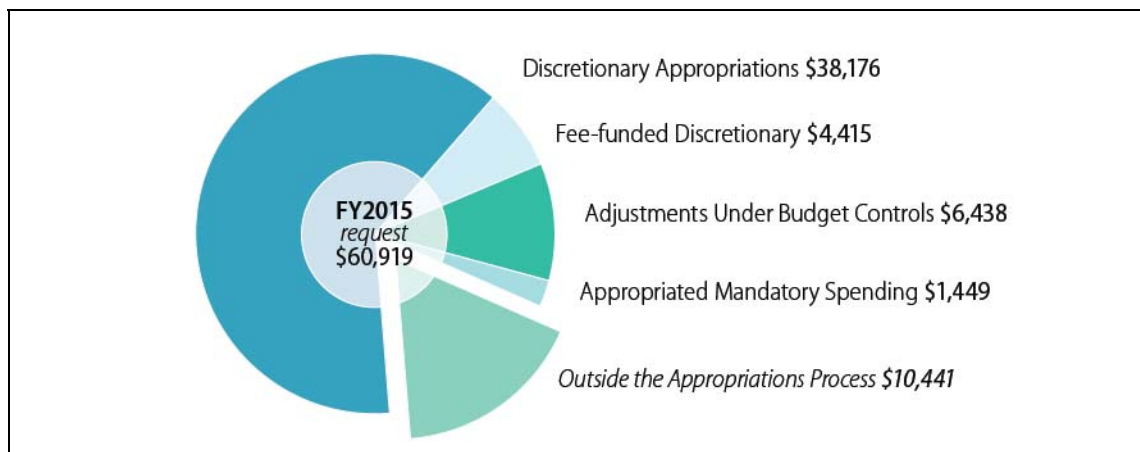
Note: Table displays rounded numbers, but all operations were performed with unrounded data: therefore, amounts may not sum to totals. Figure does not display rescissions and other general provisions, or reflect non-appropriated resources available to DHS components.

DHS Appropriations Compared to the Total DHS Budget

It is important to note that **Figure 1**, even with its accounting for discretionary cap adjustments, does not tell the whole story about the resources available to individual DHS components. Much of DHS's budget is not derived from discretionary appropriations. Some components, such as TSA, rely on fee income or offsetting collections to support a significant amount of their activities. Less than 4% of the budget for U.S. Citizenship and Immigration Services is provided through direct appropriations—the rest relies on fee income.

Figure 2 highlights how much of the DHS budget is not funded through discretionary appropriations. It presents a comparison of the Administration's FY2015 budget request, showing the discretionary appropriations, mandatory appropriations, and adjustments under the Budget Control Act, in the context of the total amount of budgetary resources available to DHS, as well as other non-appropriated resources. The amounts shown in this graphic are derived from the Administration's budget request documents, and therefore do not exactly mirror the data presented in congressional documents, which are the source for most of the other data presented in the report.

Figure 2. DHS Gross Budget Breakdown: FY2015 Request
(millions of dollars in budget authority, rounded)



Source: CRS analysis of the FY2015 DHS congressional justifications.

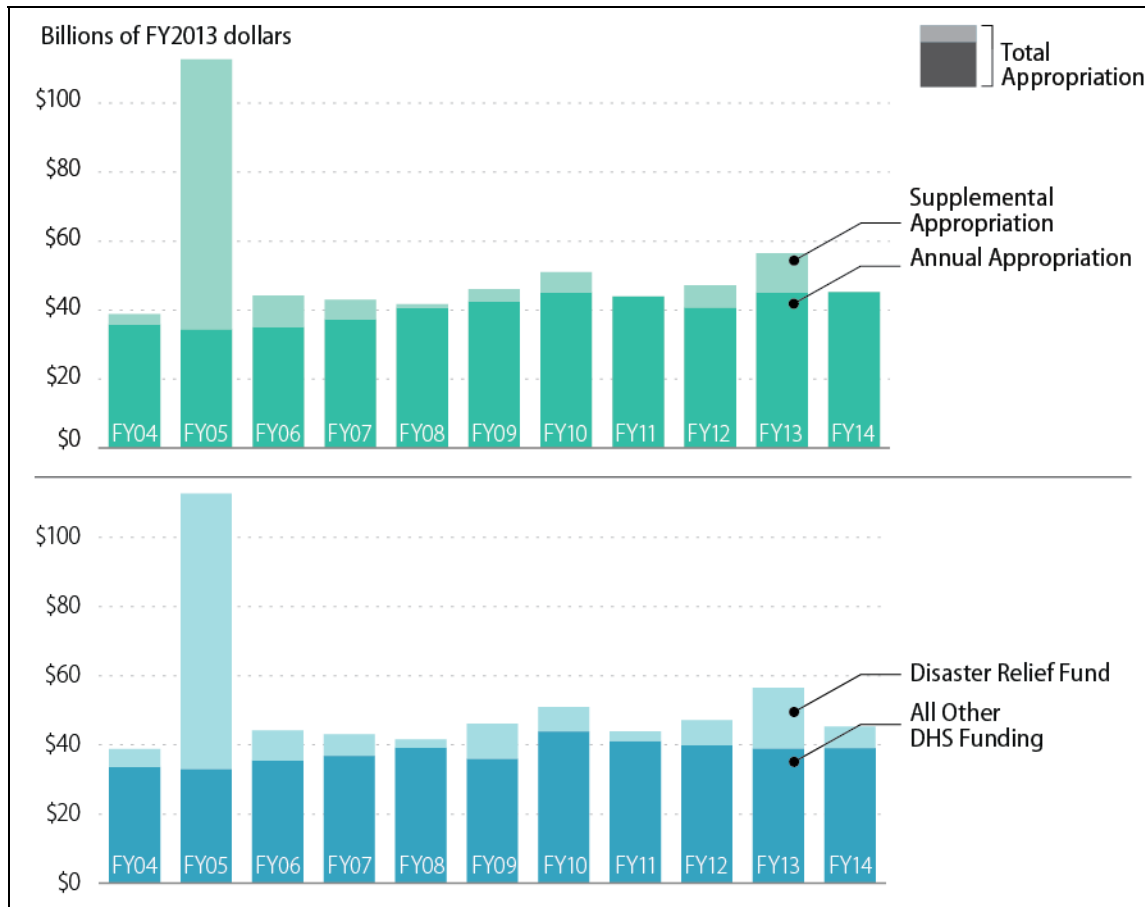
Notes: Amounts may not sum to totals due to rounding. Includes rescissions of prior-year budget authority. The amounts shown in this graph is derived from the Administration's budget request documents, and therefore do not exactly mirror the data presented in congressional documents, which are the source for most of the other data presented in the report.

DHS Appropriations Trends: Size

The figure below presents information on DHS discretionary appropriations, as enacted, for FY2004 through FY2014. The figure shows those appropriations in constant FY2013 dollars. The totals include both annual appropriations, such as those provided by the bills this report focuses on, as well as supplemental appropriations. The totals also reflect the billions of dollars of funding for the Disaster Relief Fund (DRF), which supports disaster response and recovery activities. Both supplemental appropriations and appropriations to pay for disasters can mask overall trends in year-to-year investment in homeland security, so the graphic presents overall

total twice—the top graph shows the split between annual and supplemental appropriations for the department, while the second chart breaks out the DRF from the rest of the DHS discretionary appropriations. **Appendix B** includes the data behind this table.

Figure 3. DHS Appropriations, Showing Supplemental Appropriations and the DRF
(in billions of constant FY2013 dollars)



Source: CRS analysis of congressional appropriations documents: for FY2004, H.Rept. 108-280 (accompanying P.L. 108-90), H.Rept. 108-76 (accompanying P.L. 108-11), P.L. 108-69, P.L. 108-106, and P.L. 108-303; for FY2005, H.Rept. 108-774 (accompanying P.L. 108-334), P.L. 108-324, P.L. 109-13, P.L. 109-61, and P.L. 109-62; for FY2006, H.Rept. 109-241 (accompanying P.L. 109-90), P.L. 109-148, and P.L. 109-234; for FY2007, H.Rept. 109-699 (accompanying P.L. 109-295) and P.L. 110-28; for FY2008, Division E of the House Appropriations Committee Print (accompanying P.L. 110-161) and P.L. 110-252; for FY2009, Division D of House Appropriations Committee Print (accompanying P.L. 110-329), P.L. 111-5, P.L. 111-8, and P.L. 111-32; for FY2010, H.Rept. 111-298 (accompanying P.L. 111-83), P.L. 111-212, and P.L. 111-230; for FY2011, P.L. 112-10 and H.Rept. 112-331 (accompanying P.L. 112-74); for FY2012, H.Rept. 112-331 (accompanying P.L. 112-74) and P.L. 112-77; for FY2013, Senate explanatory statement (accompanying P.L. 113-6), P.L. 113-2, the DHS Fiscal Year 2013 Post-Sequestration Operating Plan dated April 26, 2013, and financial data from the Hurricane Sandy Rebuilding Task Force Home Page at <http://portal.hud.gov/hudportal/HUD?src=/sandyrebuilding/recoveryprogress>; and for FY2014, the explanatory statement accompanying P.L. 113-76.

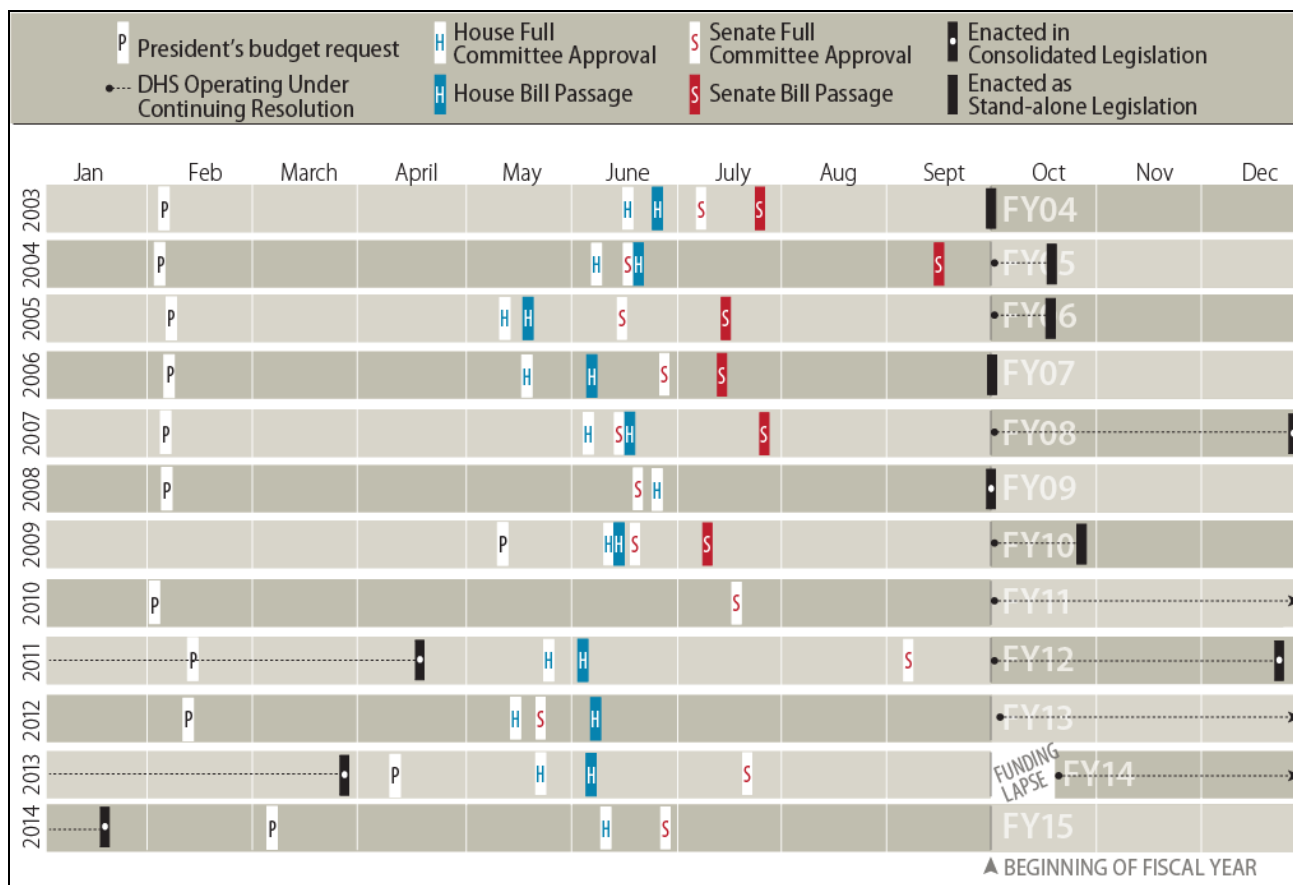
Notes: Emergency funding, appropriations for overseas contingency operations, and funding for disaster relief under the Budget Control Act's allowable adjustment are included based on their legislative vehicle. Transfers from DOD and advance appropriations are not included. Emergency funding in regular appropriations bills is treated as regular appropriations. FY2013 does not reflect the impact of sequestration.

Generally speaking, the highest level of appropriations for the DHS budget in constant dollars without counting the DRF was FY2010. Annual appropriations funding declined from then through FY2013. Excluding the DRF, post-sequestration funding levels for the department were approximately \$38.9 billion in FY2013, which was the lowest funding level for the department in constant dollars since FY2009.

DHS Appropriations Trends: Timing

Figure 4 shows the history of the timing of the DHS appropriations bills as they have moved through various stages of the legislative process. Initially, DHS appropriations were enacted relatively promptly, as stand-alone legislation. However, the bill is no longer an outlier from the consolidation and delayed timing that has affected other annual appropriations legislation.

Figure 4. DHS Appropriations Legislative Timing



Source: CRS analysis.

Note: Final action on the annual appropriations for DHS for FY2011, FY2013, and FY2014 did not occur until after the beginning of the new calendar year.

Title I: Departmental Management and Operations

Title I of the DHS appropriations bill provides funding for the department's management activities, Analysis and Operations (A&O) account, and the Office of the Inspector General (OIG). The Administration requested \$1,172 million for these accounts in FY2015, an increase of \$134 million (12.9%) above the enacted level. The House-reported bill provided \$967 million, a decrease of \$205 million (17.5%) from the requested level and \$70 million (6.8%) below FY2014. The Senate-reported bill provided \$1,033 million, a decrease of \$138 million (11.8%) from the request and \$4 million (0.4%) below FY2014.

Table 4 lists the enacted amounts for the individual components of Title I for FY2014, the Administration's request for these components for FY2015, and the House-reported and Senate-reported appropriations for the same.

Table 4. Title I: Departmental Management and Operations, FY2014-FY2015
(budget authority in rounded millions of dollars)

Component / Appropriation	FY2014	FY2015		
	Enacted	Request	House-Reported H.R. 4903	Senate-Reported S. 2534
Office of the Secretary and Executive Management	122	129	100	125
Office of the Under Secretary for Management	196	195	175	193
Office of the Chief Financial Officer	46	95	39	48
Office of the Chief Information Officer	257	256	257	254
Analysis and Operations	300	302	274	295
DHS Headquarters Consolidation ^a	0	73	0	0
Office of the Inspector General ^b	115	121	120	119
Net Budget Authority: Title I	1,037	1,172	967	1,033
Total Gross Budgetary Resources for Title I Components before Transfers	1,037	1,172	967	1,033

Sources: CRS analysis of FY2014 explanatory statement, FY2015 DHS congressional justifications, H.R. 4903, H.Rept. 113-481, S. 2534, and S.Rept. 113-198.

Notes: Table displays rounded numbers, but all operations were performed with unrounded data: therefore, amounts may not sum to totals.

- a. This line only reflects funding for DHS Headquarters Consolidation included in Title I of the DHS appropriations legislation. \$35 million is provided in FY2014 appropriations for construction through the general provisions of the legislation, and \$13 million is provided under Coast Guard operations accounts to pay for operating costs of the Coast Guard headquarters facility.

- b. The Office of the Inspector General also receives transfers from FEMA to pay for oversight of disaster-related activities that are not reflected in these tables, including \$24 million in FY2014, and a \$24 million request for FY2015.

Departmental Management⁶

The departmental management accounts cover the general administrative expenses of DHS. They include the Office of the Secretary and Executive Management (OSEM), which is comprised of the Immediate Office of the Secretary and 11 entities that report directly to the Secretary; the Under Secretary for Management (USM) and its components—the offices of the Chief Readiness Support Officer (formerly, the Office of the Chief Administrative Officer (OCAO)), Chief Human Capital Officer (OCHCO), Chief Procurement Officer (OCPO), and Chief Security Officer (OCSO); the Office of the Chief Financial Officer (OCFO); and the Office of the Chief Information Officer (OCIO). The Administration has usually requested funding for the consolidation of its headquarters here as well.

In this section and in each section hereafter, a graphic follows that provides a numeric and graphic representation of the discretionary appropriation provided to each element of DHS described in the report. This graphic provides a quick reference to the relative size of the component to others in DHS as well as to the previous year's enacted level and the FY2015 request.



FY2015 Request

The Administration requested \$675 million for departmental management, not including headquarters consolidation efforts. This included \$129 million for OSEM, \$129 million (\$6 million, or 5.2% above the FY2014 level) and \$195 million for USM (\$1 million, or 0.4% below the FY2014 level). The Administration requested \$95 million for OCFO and \$256 million for OCIO as well. Like headquarters consolidation, both OCFO and OCIO received funding through general provisions (Title V) in FY2014 for crosscutting initiatives, so direct comparison of their Title I appropriations has limited value.

House-Reported H.R. 4903

H.R. 4903, as reported by the House Committee on Appropriations, included \$572 million for departmental management in Title I, \$50 million (8.0%) less than FY2014 and \$103 million (15.3%) less than requested by the Administration. As in the FY2014 appropriations report, the House Committee on Appropriations justified the reductions on the basis of the need to cover the lack of revenue from unrealized funding proposals that were intended to offset the cost of the bill and the department's failure to comply with several statutory requirements for reports and plans

⁶ Prepared by Barbara L. Schwemle, Analyst in American National Government, Government and Finance Division.

that were included in previous appropriations acts. Additional reductions were taken at the full committee markup to offset increased appropriations for CBP and ICE efforts to deal with an increase in the number of unaccompanied alien children taken into custody on the southwest border.⁷

Senate-Reported S. 2534

S. 2534, as reported by the Senate Committee on Appropriations, included \$619 million for departmental management in Title I, \$3 million (0.4%) less than FY2014, and \$56 million (8.3%) less than requested by the administration.

Expenditure Plans and Investment Plans

Two documents commonly required by the appropriations committees as part of their oversight functions are expenditure plans and investment plans. Expenditure plans (also known as obligation, financial, or operating plans) are a response to the appropriation provided to a particular element of the department: Essentially, they outline what the element will do with the level of funding Congress has provided for the fiscal year. Investment plans have a longer-term perspective, and relate how an element plans to fund something (often a major capital investment) over the course of several years.

The House-reported bill and committee report directed the department to provide 13 “obligation and expenditure plans” through a single general provision.⁸ The Senate-reported bill and committee report directed the department to provide 16 expenditure plans. Parameters for these plans are spelled out in both the House and Senate Appropriations Committee-reported bills and reports in various places.⁹

Three investment plans were required in the House-reported bill and committee report, while the Senate-reported bill and committee report required seven. Like the expenditure plans, parameters for these plans are spelled out in both the House and Senate Appropriations Committee-reported bills and reports in various places.

Office of the Secretary and Executive Management (OSEM)

The Administration requested \$129 million for OSEM and 583 full-time employee equivalents (FTEs), \$6 million, or 5.2%, more than was provided in FY2014. The House-reported bill included \$100 million for OSEM, \$28 million (21.7%) less than requested. The Senate-reported bill included \$125 million, \$4 million (3.1%) less than requested.

The House- and Senate- reported bills provided that funds for the Immediate Office of the Secretary and the Immediate Office of the Deputy Secretary pay for costs associated with government aircraft use in support of official travel by the Secretary and the Deputy Secretary. The House committee required a quarterly report on the costs of the travel by the two officials, for both official and nonofficial purposes.

Because of “chronic, unacceptable delays in submitting statutorily required reports and plans,”¹⁰ the House Appropriations Committee recommended that none of the department’s requests for the restoration of prior year funds be granted, no funding be provided for the Office of Legislative Affairs, and the entire appropriation be constrained to levels below the current funding. Within OSEM, the committee recommended funding the Office of Policy at an appropriation of less than

⁷ H.Rept. 113-481, p. 11.

⁸ H.R. 4903, Sec. 514.

⁹ H.Rept. 113-481, pp. 24-25; S.Rept. 113-198, pp. 16-17, p. 25.

¹⁰ H.Rept. 113-481, p. 8.

\$32 million. For the Office for Civil Rights and Civil Liberties, the committee recommended an appropriation of \$22 million, including almost \$2.4 million for oversight of Secure Communities and the 287(g) program.

The Senate Appropriations Committee recommended an appropriation of \$5.8 million and five positions for employment-based case inquiries for the Citizenship and Immigration Services (CIS) Ombudsman and noted that the ombudsman had a 33% increase in employment-based immigration inquiries from April 1, 2013, through March 2014. The committee recommended an appropriation of more than \$37 million for the Office of Policy, of which \$715,000 was to ensure that strategic guidance related to investments by the department translates into results. The committee explained that it denied the department's request to restore prior year funding reductions in OSEM offices because of "an insufficient justification" and "the Committee's intent to focus limited resources on the Department's critical operational missions."¹¹

Noting that costs associated with DHS international activities increased by almost \$62 million and almost 300 positions since FY2014, the Senate Appropriations Committee also directed the department to develop a plan to reduce these costs by 10% in FY2015, and provide a briefing on "efforts to reduce unnecessary overlap and redundancies"¹² within 60 days after the act's enactment.

A program change included in the request for the CIS Ombudsman requested \$1 million and 3 FTEs for Employment-based Case Inquiries to assist employers in resolving problems with CIS.¹³ The House Appropriations Committee report recommended \$2 million less than requested for this office, and the Senate Appropriations Committee report recommended a reduction of less than \$1 million, but neither document spoke explicitly to this particular matter.¹⁴

Under Secretary for Management (USM)

The Administration requested \$195 million for the USM and 854 FTEs. The House-reported bill included \$175 million for the USM, \$20 million (10.3%) less than requested. The Senate-reported bill included \$193 million for the USM, \$2 million (1%) less than requested.

Several program changes were proposed under this appropriation in the Administration's request:

- The Office of the Chief Readiness Support Officer included a \$1 million reduction for contractor support and expenses;
- The Office of the Chief Human Capital Officer included a \$1 million reduction for contractor support and non-pay expenses. The Human Resources Information Technology (HRIT) request included a more than \$2 million increase in funding, divided between the Enterprise-wide Talent Management System (which automates training management), and HRIT portfolio management improvements;

¹¹ S.Rept. 113-198, p. 11.

¹² S.Rept. 113-198, p. 17.

¹³ Department of Homeland Security, *Congressional Budget Justification FY2015: Departmental Management and Operations, Office of the Secretary and Executive Management* (Washington, DC, 2014), p. OSEM-17.

¹⁴ H.Rept. 113-481, p. 8; S.Rept. 113-198, p. 12.

- The Office of the Chief Procurement Officer included a reduction of nearly \$1.8 million and 18 FTEs for the Acquisition Professional Career Program, which helps develop the department's acquisition workforce.¹⁵

Both the House- and Senate-reported bills required the Under Secretary to submit a Comprehensive Acquisition Status Report at the same time as the President's budget is submitted and thereafter, 45 days after the completion of each quarter of the fiscal year.

Within USM, the House committee recommended funding of almost \$3 million for the Immediate Office of the Under Secretary and \$63 million for the Office of the Chief Procurement Officer. It directed the USM "to resume its efforts to compel the Department to adopt a zero-based budgeting approach to formulate"¹⁶ the budget request and justification. The committee also recommended that the request for just over \$1 million to fund the Enterprise-wide Talent Management System be denied because "essential operations must be sufficiently supported and prioritized before additional funding can be considered for such administrative initiatives."¹⁷

The Office of the Chief Human Capital Officer (OCHCO) took a \$10 million (34.5%) cut in full committee markup to offset increased appropriations for CBP and ICE efforts to deal with an increase in the number of unaccompanied alien children taken into custody on the southwest border. This included zeroing out funding for the Human Resources Information Technology program, which the Senate-reported bill funded at \$8 million.¹⁸

Stating lengthy delays within the department in hiring new employees, the Senate Appropriations Committee directed DHS to report on a strategy to expedite the process, within 60 days after the act's enactment, and provide quarterly reports "on time to hire statistics by component."¹⁹

Office of the Chief Financial Officer (OCFO)

The Administration requested \$95 million for the OCFO and 212 FTEs. In FY2014, Title I included \$46 million for the OCFO, but Title V included an additional \$30 million for financial systems modernization efforts that are continued in the FY2015 request in Title I. The FY2015 request therefore represents a \$19 million, or 25%, increase above the total provided to the CFO in FY2014. The House-reported bill included \$39 million for OCFO under Title I, and \$30 million under Title V for the Financial Systems Modernization Program,²⁰ for a total OCFO investment of \$69 million, \$26 million (27.4%) below the amount requested. The Senate Appropriations Committee-reported bill included \$48 million for the OCFO under Title I, and \$40 million under Title V, for a total OCFO investment of \$98 million, \$2 million (2.1%) more than requested.

¹⁵ Department of Homeland Security, *Congressional Budget Justification FY2015: Departmental Management and Operations, Under Secretary for Management* (Washington, DC, 2014), pp. USM-6, 9, 11, 12, 14, and 16-17.

¹⁶ H.Rept. 113-481, p. 20.

¹⁷ H.Rept. 113-481, p. 21.

¹⁸ H.Rept. 113-481, p. 11.

¹⁹ S.Rept. 113-198, p. 23. The report noted that it took DHS an average of 146 days to hire an employee in 2013, including 106 days and 198 days, respectively, on average, to hire non-law enforcement employees and senior executive employees.

²⁰ H.R. 4903, Sec. 539.

Program changes for FY2015 included an increase of \$16 million for Component Financial Systems Modernization “to support requirements related to Component migrations to new financial systems,” as well as an increase of \$1 million and 4 additional FTEs to undertake a capabilities and requirements analysis “to implement improved investment lifecycle management.”²¹

The House- and Senate-reported bills both provided that the Secretary must submit the Future Years Homeland Security Program (FYHSP) at the same time as the President’s budget is submitted. The Senate Appropriations Committee report specified that the FYHSP show funding by appropriation account and subordinate program, project, or activity and be accessible to the public.

Both House- and Senate-reported bills included a general provision requiring a Monthly Budget Execution and Staffing report within 30 days after the close of each month, with specifications for information to be included. The House-reported provision included several additional content requirements that were not included in the Senate-reported provision.²² The House Appropriations Committee, in its report, justified its reductions to the OCFO request as being made “to offset the severe flaws of the budget request, including reliance upon unauthorized fee increases and the proposed, but unjustified reductions to the Department’s operational components.” It also noted “the Department’s chronic inability to comply with statutory reporting requirements,” and specifically reduced the Component Financial Systems Modernization by almost \$10 million to offset increased appropriations for CBP and ICE efforts to deal with an increase in the number of unaccompanied alien children taken into custody on the southwest border. The Senate Appropriations Committee explained that the recommendation for funding below the President’s request was “due to program delays that have occurred since the budget request was formulated.”²³

The Senate Appropriations Committee report stated an expectation that the OCFO will “monitor the overuse of funding realignments by the Transportation Security Administration and the National Protection and Programs Directorate.”²⁴

Office of the Chief Information Officer (OCIO)

The Administration requested \$256 million for the OCIO and 290 FTEs. In FY2014, Title I included \$257 million for the OCIO, but Title V included an additional \$42 million for data center consolidation which had previously been requested under Title I. The FY2015 request therefore represents a \$41 million decrease from the FY2014 funding level provided to OCIO overall, largely due to the conclusion of the data center consolidation initiative. The House Appropriations Committee-reported bill included \$257 million for the OCIO, \$1 million (0.3%) more than requested. The Senate Appropriations Committee-reported bill included \$254 million for the OCIO, \$2 million (0.9%) less than requested.

²¹ Department of Homeland Security, *Congressional Budget Justification FY2015: Departmental Management and Operations, Office of the Chief Financial Officer* (Washington, DC, 2014), pp. OCFO-7–OCFO-11.

²² H.R. 4903, Sec. 514; S. 2534, Sec. 513.

²³ S.Rept. 113-198, p. 24.

²⁴ S.Rept. 113-198, p. 26.

Net program changes totaling nearly \$2 million were requested. These included a nearly \$7 million increase for the Homeland Secure Data Network to cover rising operations and maintenance costs, and reductions of \$3 million²⁵ for information technology governance and oversight and nearly \$6 million²⁶ for information security and infrastructure activities.²⁷

The House-reported bill provided that, within the total amount appropriated, \$93 million would fund salaries and expenses and almost \$164 million would support development and acquisition activities. Specifically, for the latter, the House Appropriations Committee recommended almost \$41 million for information technology activities, including \$2 million for the DHS Data Framework; \$53 million for infrastructure and security activities, including \$1 million for cyber remediation tools; and \$70 million for the Homeland Secure Data Network.

The Senate-reported bill provided that, within the total amount appropriated, \$95 million would fund salaries and expenses and almost \$159 million would support development and acquisition activities. Specifically, for the latter, the Senate Appropriations Committee recommended appropriations of almost \$39 million for information technology activities; \$52 million for infrastructure and security activities, including \$26 million to implement measures to protect classified information related to national security; and \$68 million for the Homeland Secure Data Network. In a general provision, the Senate-reported bill required the CIO to submit a multiyear investment plan, for 2015 through 2018, at the same time that the FY2016 budget is submitted to Congress.²⁸

Table 5 outlines the funding levels for existing management accounts requested and provided in Title I.

²⁵ The congressional justification, at p. OCIO-27 and p. OCIO-30, stated that the \$873,000 reduction in the Executive Correspondence Tracking System “will eliminate planned system upgrades and reduce contract support” and in DHS Hosting may, among other results, include “delayed responses for SharePoint requests, reduction in timely responses to customers for hosting requirements, and trouble shooting.” A nearly \$2.3 million reduction will reduce program management support for the Enterprise Architecture Center of Excellence and decrease funding for the Geospatial Management Office, the Information Sharing Environment Office, and the Office of Accessible Systems and Technology (p. OCIO-30).

²⁶ The congressional justification, at pp. OCIO-31–OCIO-32, stated that this reduction would impact the capability of the Information Technology Services Office to “perform independent technical analyses and assessments of network services provided by DHS” and “to evaluate service quality and level of performance ... alignment to customer requirements ... adherence to performance and security standards and the Enterprise Architecture, and use of best industry practices and innovation.”

²⁷ Department of Homeland Security, *Congressional Budget Justification FY2015: Departmental Management and Operations, Office of the Chief Information Officer* (Washington, DC, 2014), pp. OCIO-25–OCIO-32.

²⁸ S.Rept. 113-198, Sec. 545.

Table 5. DHS Management Account Appropriations, FY2014-FY2015
(budget authority in rounded millions of dollars)

Appropriation / Sub-Appropriation	FY2014	FY2015		
	Enacted	Request	House-Reported H.R. 4903	Senate-Reported S. 2534
Office of the Secretary and Executive Management	122	129	100	125
Immediate Office of the Secretary	4	4	4	4
Immediate Office of the Deputy Secretary	2	2	2	2
Office of the Chief of Staff	2	2	2	2
Executive Secretary	7	8	7	7
Office of Policy	37	38	32	38
Office of Public Affairs	9	9	8	9
Office of Legislative Affairs	5	5	0	5
Office of Intergovernmental Affairs	2	2	2	2
Office of General Counsel	20	21	18	20
Office of Civil Rights and Civil Liberties	22	22	22	22
Citizenship and Immigration Services Ombudsman	5	6	5	6
Privacy Officer	8	8	8	8
Unspecified Reduction			-10 ^a	
Under Secretary for Management	196	195	175	193
Immediate Office of the Under Secretary	3	4	3	3
Office of Security	64	63	63	63
Office of the Chief Procurement Officer	65	64	63	64
Office of the Chief Human Capital Officer	30	31	19	29
Office of the Chief Readiness Support Officer	35	34	27	34
Office of the Chief Financial Officer	46	95	39	48
Office of the Chief Information Officer	257	256	257	254
DHS Headquarters Consolidation	0	73	0	0
Total, Departmental Management^b	622	748	572	619

Sources: CRS analysis of FY2014 explanatory statement, FY2015 DHS congressional justifications, H.R. 4903, H.Rept. 113-481, S. 2534, and S.Rept. 113-198.

Notes: Table displays rounded numbers, but all operations were performed with unrounded data: therefore, amounts may not sum to totals.

- a. The House-reported appropriations for the OSEM, the USM, and the OCFO were changed in a Manager's Amendment offered by Representative John Carter and agreed to by the House committee during markup on June 11, 2014. Unlike in the case of the reductions to the USM and the OCFO, the reduction to the OSEM was not made from a specific subappropriation, so it is unclear which activities would receive reduced funding.
- b. This line only reflects funding for DHS Headquarters Consolidation included in Title I of the DHS appropriations legislation. Other funding has been provided under Coast Guard accounts and in general provisions in previous years. See the section below for more explicit funding details.

Issues for Congress

Several issues related to departmental management and administration have been discussed in recent hearings. Among the issues were those related to the Senior Executive Service, the use of Administratively Uncontrollable Overtime (AUO), spending on agency-sponsored conferences, initiatives to enhance the DHS workforce, and delays in submitting reports mandated by the appropriations committees. Brief discussions for each of these issues follow.

Senior Executive Service (SES)

A March 13, 2014, hearing on the department's budget request for FY2015 conducted by the Senate Committee on Homeland Security and Governmental Affairs included discussion of the SES²⁹ at DHS. Senator Claire McCaskill asked Secretary Jeh Johnson to examine the mobility of executives within the department, including how many members of the SES have worked for more than one DHS component during their careers.³⁰ The Office of Personnel Management's FedScope database provides information on the number of SES members. As of June 2014 (most current available), there were 600 members of the SES at DHS. Most of the SES members were at Headquarters (137) and Customs and Border Protection (110).³¹ This total places the department second among the fifteen Cabinet Agencies in terms of number of SES employees. Other departments in a ranking of the top six in this regard were Justice (746), Treasury (471), Energy (467), Defense (458),³² and Health and Human Services (422).

²⁹ According to the Office of Personnel Management, "The keystone of the Civil Service Reform Act of 1978, the SES was designed to be a corps of executives selected for their leadership qualifications. Members of the SES serve in the key positions just below the top Presidential appointees, ... are the major link between these appointees and the rest of the Federal work force, [and] operate and oversee nearly every government activity." (<http://www.opm.gov/policy-data-oversight/senior-executive-service/>.)

³⁰ CQ Congressional Transcripts, "Senate Homeland Security and Governmental Affairs Committee Holds Hearing on President Obama's Proposed Fiscal 2015 Budget Request for the Homeland Security Department," March 13, 2014, available at <http://www.cq.com/doc/congressionaltranscripts-4441415?0>.

³¹ U.S. Office of Personnel Management, FedScope database, Employment cubes, Agency Parameter set to Cabinet Level Agencies and Pay Plan and Grade Parameter set to Senior Executive Service, available at <http://www.fedscope.opm.gov/ibmcognos/cgi-bin/cognosisapi.dll>.

³² When the Departments of the Air Force (165), Army (280), and Navy (302) are included, the aggregate total for the Department of Defense was 1,205 as of June 2014.

The Senate Committee on Appropriations noted the 198 days, on average, that it takes the department to hire senior executives and directed DHS to report, within 60 days of enactment, on the strategy to improve this circumstance.

In a September 22, 2014, news release, Secretary Johnson provided data on senior DHS positions filled over the last nine months and stated: “there have been 12 presidential appointments to senior-level positions.... Each of these appointees ha[s] pledged to serve until at least the end of this Administration. In fact, 90 percent of all positions at the SES level and above across this 240,000-person Department are now filled.”³³ The news release listed each position and its incumbent and was issued in response to a *Washington Post* article on turnover at DHS.³⁴

Administratively Uncontrollable Overtime (AUO)

Another hearing conducted by the Senate Committee on Homeland Security and Governmental Affairs, on January 28, 2014, examined the improper use of AUO by employees of Customs and Border Patrol who were not eligible for those payments.³⁵ In a letter to President Barack Obama on October 31, 2013, Special Counsel Carolyn Lerner expressed “deep concerns about long-standing abuse of [AUO] overtime payments” by DHS and stated that “there remain serious questions about the agency’s ability or willingness to adequately address the AUO abuse issue.”³⁶ The department’s Chief Human Capital Officer, Catherine Emerson, told the committee members that DHS Secretary Jeh Johnson issued a memorandum on January 27, 2014, that “directed the heads of DHS components to suspend the use of AUO for certain categories of employees.” She also testified that “a comprehensive review of the use of AUO across the department” was underway within DHS under the direction of the Office of General Counsel.³⁷ The House and Senate Committees on Appropriations might be interested in the findings and recommendations that result from this review as the Special Counsel estimated that, “According to information provided by the whistleblowers, abuse of AUO” at the department costs “approximately \$8.7 million annually.”³⁸

³³ U.S. Department of Homeland Security, “Statement by Secretary Johnson About Today’s *Washington Post* Story on DHS,” September 22, 2014, available at <http://www.dhs.gov/news/2014/09/22/statement-secretary-johnson-about-todays-washington-post-story-dhs>.

³⁴ Jerry Markon, Ellen Nakashima and Alice Crites, “Top-level turnover makes it harder for DHS to stay on top of evolving threats,” *Washington Post*, September 21, 2014, available at http://www.washingtonpost.com/politics/top-level-turnover-makes-it-harder-for-dhs-to-stay-on-top-of-evolving-threats/2014/09/21/ca7919a6-39d7-11e4-9c9f-ebb47272e40e_story.html.

³⁵ Office of Personnel Management (OPM) regulations state that AUO may be paid “to an employee in a position in which the hours of duty cannot be controlled administratively and which requires substantial amounts of irregular or occasional overtime work, with the employee generally being responsible for recognizing, without supervision, circumstances which require the employee to remain on duty.” Title 5, *Code of Federal Regulations*, Section 550.151.

³⁶ Letter to President Barack Obama from Carolyn N. Lerner, Special Counsel, October 31, 2013, available at <http://www.osc.gov/FY2014/14-1%20DI-13-0002/14-1%20DI-13-0002%20-%20Letter%20to%20the%20President.pdf>.

³⁷ CQ Congressional Transcripts, “Senate Homeland Security Subcommittee on Efficiency and Effectiveness of Federal Programs and the Federal Workforce Holds Hearing on the Homeland Security Department’s Overtime Policy,” January 28, 2014, available at <http://www.cq.com/doc/congressionaltranscripts-4416309?29>.

³⁸ Letter to President Barack Obama from Carolyn N. Lerner, Special Counsel, October 31, 2013, available at <http://www.osc.gov/FY2014/14-1%20DI-13-0002/14-1%20DI-13-0002%20-%20Letter%20to%20the%20President.pdf>.

The House Committee on Appropriations stated that certain accounts under CBP and NPPD were reduced because of “expected budgetary savings from improvements to AUO oversight and management.”³⁹ The committee directed the department to submit the results of the OIG’s review and the Office of Special Counsel’s investigations within 15 days of enactment. Within the same timeframe, the committee directed DHS to report on the compliance plans and internal controls developed in response to the Deputy Secretary’s May 23, 2014, memorandum on AUO.

The Senate Committee on Appropriations stated its expectation that it be regularly updated as DHS works to improve AUO administration.

Spending on Conferences

Since FY2012, executive branch agencies must report annually to the Office of Management and Budget (OMB) on agency-sponsored conferences with expenses in excess of \$100,000.⁴⁰ The DHS “Annual Report on Conferences” was filed for FY2012 and FY2013, and is available on the department’s website.⁴¹ FY2014 data is expected to be reported in January 2015.

In addition, a general provision carried in the DHS Appropriations Act since FY2013⁴² limits the use of appropriated funds to pay for DHS employee participation at international conferences.⁴³ Attendance was permitted if the Secretary, or a designee, determined that it was in the national interest and notified the House and Senate Committees on Appropriations within at least 10 days of that determination and the basis for it. The DHS congressional justification proposed that the provision be deleted “because it was a onetime directive, restricts the Department’s ability to use and manage appropriated resources, and infringes upon the Department’s ability to manage administrative functions.”⁴⁴

The House and Senate Committees on Appropriations continued this prohibition for FY2015. Within 30 days after the end of FY2015, the committees directed the OIG to report on the department’s expenditures on events. The report must assess DHS’ compliance with laws and regulations and include the total cost of events, the number of conferences held, the amount of funds obligated, and expenses by appropriation account or subaccount or other funding source.

Enhancing the DHS Workforce

The department’s strategic plan for FY2012 through FY2016 included a goal related to enhancing the DHS workforce. The plan stated that, among other initiatives, DHS would develop career paths for employees to provide mobility within the department; provide opportunities for

³⁹ H.Rept. 113-481, p. 15.

⁴⁰ U.S. Executive Office of the President, Office of Management and Budget, Memorandum to the Heads of Executive Departments and Agencies, Promoting Efficient Spending to Support Agency Operations, May 11, 2012, M-12-12, p. 4, available at <http://www.whitehouse.gov/sites/default/files/omb/memoranda/2012/m-12-12.pdf>.

⁴¹ U.S. Department of Homeland Security, “Annual Report on Conferences,” available at <https://www.dhs.gov/publication/annual-report-conferences>.

⁴² Section 569 of Division F of P.L. 113-6.

⁴³ International conference means a conference occurring outside of the United States attended by representatives of the U.S. government and of foreign governments, international organizations, or nongovernmental organizations.

⁴⁴ U.S. Department of Homeland Security, *Title V Fiscal Year 2014 Explanation of Changes—General Provisions*, pp. 18-19.

rotational assignments throughout the department; increase diversity in the workforce, especially at senior levels; and sustain a program on employee recruitment to improve the diversity of applicant pools, especially with regard to women, minorities, and veterans.⁴⁵ The House and Senate Committees on Appropriations might include consideration of the department's progress in achieving these workforce improvements as part of its oversight of DHS staffing needs.

The House Committee on Appropriations specifically addressed workforce issues related to employee morale and innovation, and awards. Stating its concern with "persistent findings of low morale and a weak environment for innovation across the Department,"⁴⁶ the committee directed DHS to provide information on its plan to correct these deficiencies, including the underlying causes and metrics to measure improvements that are clear and measurable. The information must be provided within 60 days after the act's enactment. The committee also directed DHS to include with the President's budget request estimated amounts for bonuses and performance awards, by component, for FY2016 and the standards and criteria underlying them.

Congressionally Mandated Reports

The department's lack of timely compliance with reporting requirements placed on it by Congress has been an ongoing issue for a number of years. At times, Congress has chosen to withhold funding for certain activities until requested or required reports are submitted. In the FY2014 act, no funds were withheld from management accounts, "to afford the new leadership of the Department an opportunity to demonstrate compliance with the law."⁴⁷

During the House Committee on Appropriations March 11, 2014, hearing on the Department of Homeland Security's FY2015 budget proposal, the chairman of the Subcommittee on Homeland Security, Representative John Carter, and the chairman of the full committee, Representative Hal Rogers, noted the department's delay in providing reports that the committee had mandated. Chairman Carter stated that the budget proposal "does not comply with the law, as it is missing some 20 reports and expenditure plans required to be submitted with the budget." Chairman Rogers said that: "Once again, the department has failed to submit a number of plans and reports which are essential to help this committee do its work.... These are not merely suggestions or requests. They're required by law."⁴⁸ For FY2015, the House committee stated that it "will not reconsider reductions to OSEM, or a restoration [of] funding to support OLA, until the Department complies with all statutory requirements and submits a responsible budget proposal that adequately supports essential mission requirements for frontline operations."⁴⁹

Likewise, the Senate committee stated: "Whatever the causes are for the delays in getting required information to the Committee, the expectation is that the Department's performance will

⁴⁵ U.S. Department of Homeland Security, "Strategic Plan Fiscal Years 2012-2016" (Washington: DHS, February 2012), pp. 25-26, available at <http://www.dhs.gov/xlibrary/assets/dhs-strategic-plan-fy-2012-2016.pdf>.

⁴⁶ H.Rept. 113-481, p. 18.

⁴⁷ Explanatory Statement, p. 3.

⁴⁸ CQ Congressional Transcripts, "House Appropriations Homeland Security Subcommittee Holds Hearing on Department of Homeland Security Budget for F.Y. 2015," March 11, 2014, available at <http://www.cq.com/doc/congressionaltranscripts-4437846?34>.

⁴⁹ H.Rept. 113-481, p. 8.

improve. In certain circumstances, a significant portion of a component's appropriation is withheld from obligation until the required report is submitted.”⁵⁰

Expressing concern about the increased use of the designation “For Official Use Only” (FOUO) on reports, briefings, and information, the House committee directed the department to include the name(s) and title(s) of the person(s) making the designation and the reasons for it, under DHS Management Directive 11042.1,⁵¹ on all responses that are classified as FOUO.⁵²

The Senate-reported bill directed the agencies under DHS to post reports required by the House and Senate Committees on Appropriations on their public websites upon determination by the agency head that such would serve the national interest and unless such action compromises homeland or national security or contains proprietary information. The posting would occur only after a report has been available to the requesting committee(s) for at least 30 days.⁵³

DHS Headquarters Consolidation⁵⁴

As of July 2014, the Department of Homeland Security's headquarters footprint occupies more than 9 million rentable square feet of office space in 50 separate locations in the greater Washington, DC, area.⁵⁵ This is largely a legacy of how the department was assembled in a short period of time from 22 separate federal agencies that were themselves spread across the National Capital region. The fragmentation of headquarters is cited by the department as a major contributor to inefficiencies, including time lost shuttling staff between headquarters elements; additional security, real estate, and administrative costs; and reduced cohesion among the components that make up the department.

To unify the department's headquarters functions, the department and General Services Administration (GSA) approved a \$3.4 billion master plan to create a new DHS headquarters on the grounds of St. Elizabeths in Anacostia. According to GSA, this would be the largest federal office construction since the Pentagon was built during World War II. Originally, \$1.4 billion of this project was to be funded through the DHS budget, and \$2 billion through the GSA.⁵⁶ According to DHS, \$1,558 million has been invested in the project so far through FY2014—\$495 million through DHS and \$1,063 million through GSA.⁵⁷ Phase 1A of the project—a new Coast Guard headquarters facility—became operational in 2013 with the funding already provided by Congress.

⁵⁰ S.Rept. 113-198, p. 15.

⁵¹ U.S. Department of Homeland Security, “Safeguarding Sensitive But Unclassified (For Official Use Only) Information,” January 6, 2005.

⁵² H.Rept. 113-481, p. 18.

⁵³ S. 2534, Sec. 562.

⁵⁴ Prepared by William L. Painter, Analyst in Emergency Management and Homeland Security Policy, Government and Finance Division.

⁵⁵ U.S. Government Accountability Office, *DHS and GSA Need to Strengthen the Management of DHS Headquarters Consolidation*, GAO-14-648, September 19, 2014, p. 4, <http://www.gao.gov/products/GAO-14-648>.

⁵⁶ U.S. Congress, House Committee on Appropriations, Subcommittee on Homeland Security, *Homeland Security Headquarters Facilities*, 111th Cong., 2nd sess., March 25, 2010 (Washington: GPO, 2010), pp. 335-366.

⁵⁷ Some of GSA's investment in St. Elizabeths would have been required without the DHS headquarters to stabilize and maintain the structures on the federally owned site.

Not all DHS functions in the greater Washington, DC, area are slated to move to the new facility. The Administration has sought funding several times in recent years for consolidation of some of those other offices to fewer locations to save money on lease costs.

FY2015 Request

The Administration requested a total of \$323 million for the consolidation of DHS headquarters at St. Elizabeths—\$250 million of this was requested through GSA, and \$73 million through DHS. \$57.7 million of the FY2015 request for DHS is to complete partially-funded work on the center building, where the Secretary’s office is to be located, and \$15.3 million for operational costs associated with the current campus.

House-Reported H.R. 4903

House-reported H.R. 4903 included no funding for the consolidation of DHS headquarters at St. Elizabeths. The accompanying report directs the DHS Chief Readiness support officer to provide an update to the committee on plans for expending the project’s prior-year appropriations, and to provide an updated alternatives analysis for headquarters consolidation that takes into account the current constrained budget environment.⁵⁸

Senate-Reported S. 2534

Senate-reported S. 2534 included no funding for the consolidation of DHS headquarters at St. Elizabeths in Title I of the bill. However, a general provision provides \$49 million to fund operating support costs and completion of the center building.⁵⁹

Issues for Congress

In 2013, DHS released an updated construction schedule for the consolidated headquarters based on annual construction of 300,000 square foot “useable segments” as opposed to the coordinated construction plan originally envisioned for the process. Following that schedule, the completion date of the headquarters would be pushed back to 2026, and the projected cost would rise to \$4.5 billion. However, DHS is working on a rebaselining of the requirements that were originally laid out in its master plan for construction to take into account evolution of the department and of workplace strategies since the project was first developed.

On September 19, 2014, the Government Accountability Office released a report criticizing DHS and GSA for not following best practices in developing their cost and schedule estimates. At a hearing before the House Committee on Homeland Security’s subcommittee on Oversight and Management Efficiency, DHS agreed with the findings of the GAO report, and indicated that with the FY2016 request, DHS would provide an “enhanced project plan,” which would meet GAO’s concerns.

⁵⁸ H.Rept. 113-481, p. 23.

⁵⁹ Email exchange with Senate Appropriations staff, August 28, 2014.

Congress may wish to examine this enhanced plan for the use of the St. Elizabeths facility once they are complete. The usage of the campus may rise from 14,000 to over 20,000 personnel, but not all DHS headquarters personnel in the greater Washington, DC, area will move to the campus.

Aside from traditional debate over the amount of discretionary spending for the project, Congress may also wish to explore alternative means of financing the multi-billion dollar project. However, any statutory authorization of such financing would typically not be carried in the DHS appropriations bill.

For more information on the history and policy questions surrounding DHS headquarters consolidation, see CRS Report R42753, *DHS Headquarters Consolidation Project: Issues for Congress*, by William L. Painter.

Analysis and Operations⁶⁰

Funds included in the Analysis and Operations account support both the Office of Intelligence and Analysis (I&A) and the Office of Operations Coordination and Planning (OPS). I&A is responsible for managing the DHS intelligence enterprise and for collecting, analyzing, and sharing intelligence information for and among all components of DHS, and with the state, local, tribal, and private sector homeland security partners. Because I&A is a member of the intelligence community,⁶¹ its budget comes in part from the classified National Intelligence Program.⁶² OPS develops and coordinates departmental and interagency operations plans. It also manages the National Operations Center, the primary 24/7 national-level hub for domestic incident management, operations coordination, and situational awareness, fusing law enforcement, national intelligence, emergency response, and private sector information.

⁶⁰ Prepared by Jerome P. Bjelopera, Specialist in Organized Crime and Terrorism, Domestic Social Policy Division.

⁶¹ The intelligence community (IC), as defined in 50 U.S.C. 401a(4), includes the Central Intelligence Agency, the National Security Agency, the National Reconnaissance Office, the National Geospatial-Imagery Agency, the Defense Intelligence Agency, the Bureau of Intelligence and Research of the State Department, the Office of Intelligence and Analysis of the Treasury Department, and DHS's I&A, as well as intelligence elements within the Federal Bureau of Investigation, the Drug Enforcement Administration, the Department of Energy, the Army, the Navy, the Air Force, the Marine Corps, and the Coast Guard.

⁶² The National Intelligence Program “funds Intelligence Community (IC) activities in six Federal departments, the Central Intelligence Agency, and the Office of the Director of National Intelligence. The IC provides intelligence collection, the analysis of that intelligence, and the responsive dissemination of intelligence to those who need it—including the President, the heads of Executive Departments, military forces, and law enforcement agencies.” See <http://www.gpo.gov/fdsys/pkg/BUDGET-2013-BUD/pdf/BUDGET-2013-BUD-8.pdf>.

Analysis and Operations (A&O)

(\$millions, discretionary budget authority)

FY2015

**FY2015 Request**

The Administration's FY2015 request for the Analysis and Operations account was \$302 million, an increase of \$2 million (0.6%) from the enacted FY2014 level of \$300 million. The account request included funding for 850 FTE, an increase of 5 FTE from 2014.

House-Reported H.R. 4903

House-reported H.R. 4903 included \$274 million in appropriations for the Analysis and Operations account, \$28 million (9.2%) below the amount requested. According to H.Rept. 113-481, the House Committee on Appropriations reduced funding for OPS because of an inadequate justification and a lack of clarity regarding the alignment of OPS's mission (and strategic goals) to its personnel structure. The committee noted that the reduction helped offset "severe flaws" in DHS's request for frontline operations and enforcement. Also, the committee denied the requested decrease to the Border Intelligence Fusion Section led by I&A and located at the El Paso Intelligence Center in El Paso, TX. Additionally, the committee required DHS to submit a comprehensive inventory of all DHS operations centers within 60 days of enactment of the appropriation.

Senate-Reported S. 2534

Senate-reported S. 2534 included \$295 million for the Analysis and Operations Account, \$7 million (2.0%) below the amount requested. According to S.Rept. 113-198, the Senate Committee on Appropriations required DHS's Chief Intelligence Officer (the Under Secretary for I&A) to brief the committee on the I&A expenditure plan for FY2015 no later than 60 days after the enactment of DHS appropriations. The committee stipulated that the plan should include the following elements:

- fiscal year 2015 expenditures and staffing allotted for each program as compared to fiscal years 2013 and 2014;
- all funded versus on-board positions, including federal FTE, contractors, and reimbursable and nonreimbursable detailees;
- a plan, including dates or timeframes for achieving key milestones;
- allocation of funding within each PPA for individual programs and a description of the desired outcomes for FY2015; and

- actions taken to address the recommendations in GAO report (GAO-14-397), “Additional Actions Needed to Address Analytic Priorities and Workforce Challenges.”⁶³

The committee also directed I&A to continue semiannual briefings on the State and Local Fusion Centers program.

Issues for Congress

Several issues have dogged I&A in recent years. Some arose in the 2014 Senate nomination hearings for Francis X. Taylor to the post of DHS Under Secretary for Intelligence and Analysis.⁶⁴ These included whether I&A has a mission that is clearly understood by its employees, to what extent I&A provides useful intelligence products to its customers, how to improve low employee morale, and to what degree state and major urban area fusion centers⁶⁵ (supported by I&A) enhance federal counterterrorism efforts.⁶⁶

Office of the Inspector General⁶⁷

The DHS Office of the Inspector General (OIG) is intended to be an independent, objective body that conducts audits and investigations of the department’s activities to prevent waste, fraud, and abuse. The OIG keeps Congress informed about problems within the department’s programs and operations; ensures DHS information technology is secure pursuant to the Federal Information Security Management Act; and reviews and makes recommendations regarding existing and proposed legislation and regulations related to the department. The OIG reports to Congress and the Secretary of DHS.⁶⁸

⁶³ U.S. Government Accountability Office, *DHS Intelligence Analysis: Additional Actions Needed to Address Analytic Priorities and Workforce Challenges*, GAO-14-397, June 2014.

⁶⁴ Taylor became Under Secretary on April 14, 2014. See <http://www.dhs.gov/person/francis-x-taylor>.

⁶⁵ See <http://www.dhs.gov/state-and-major-urban-area-fusion-centers>.

⁶⁶ Senate Select Committee on Intelligence, “Open Hearing: Nomination of John P. Carlin to be Assistant Attorney General for National Security at the Department of Justice, and Nomination of Francis X. Taylor to be the Under Secretary for Intelligence and Analysis at the Department of Homeland Security,” February 25, 2014, <http://www.intelligence.senate.gov/hearings.cfm?hearingid=f00b2bec76ceca7ac77335d8aa10cf0a&witnessId=f00b2bec76ceca7ac77335d8aa10cf0a-0-2>; Senate Committee on Homeland Security and Governmental Affairs, “Nominations of L. Reginald Brothers, Jr., to be Under Secretary for Science and Technology, U.S. Department of Homeland Security, and Hon. Francis X. Taylor to be Under Secretary for Intelligence and Analysis, U.S. Department of Homeland Security,” March 5, 2014, <http://www.hsgac.senate.gov/hearings/nominations-of-l-reginald-brothers-jr-to-be-under-secretary-for-science-and-technology-us-department-of-homeland-security-and-hon-francis-x-taylor-to-be-under-secretary-for-intelligence-and-analysis-us-department-of-homeland-security>.

⁶⁷ Prepared by Barbara L. Schwemle, Analyst in American National Government, Government and Finance Division, and William L. Painter, Analyst in Emergency Management and Homeland Security Policy, Government and Finance Division.

⁶⁸ H.Rept. 112-469, p. 25.

(\$millions, discretionary budget authority)

Appropriation Request: \$121
House Reported: \$120
Senate Reported: \$119

According to the DHS OIG, as of the submission of the FY2015 budget request, it will have to comply with 30 separate mandates from Congress (as well as one under an Executive Order) in FY2014. Requirements established in executive orders and in law aside from the FY2014 appropriations process will require publication of at least 19 individual reports, audits, or reviews in FY2014. In addition, through the FY2014 appropriations process, the OIG was mandated to produce seven reviews, reports, and spend plans, as well as to provide semiannual and quarterly briefings on two topics.⁷⁰

The House and Senate reports for FY2015 directed that the OIG:

- Provide a detailed spending plan for the office, including work on corruption at the U.S. border;⁷¹ and
- Report to Congress on event-related spending and conferences.⁷²

In addition, the House report directed the OIG to provide a semi-annual briefing to the committee on its waste and fraud prevention efforts.⁷³ The Senate report directed the OIG work with the Deputy Secretary to provide a status update on their work with CBP and ICE to “further address the process for investigating cases of corruption of DHS employees.”⁷⁴

OIG Accountability

Recently questions the objectivity and quality of the oversight provided by the DHS Inspector General (IG) drew public attention. John Roth was confirmed as the DHS IG on March 13, 2014, but from March 1, 2011, until that date, DHS did not have a Senate-confirmed Inspector General. Charles Edwards, who served as Acting Inspector General and Deputy Inspector General during most of this period, came under scrutiny on the basis of whistleblower allegations of misconduct.⁷⁵ The Integrity Committee of the Council of the Inspectors General on Integrity and Efficiency, which was created by the Inspector General Reform Act of 2008,⁷⁶ facilitates the oversight of these intentionally independent oversight bodies, and is investigating these allegations.⁷⁷

In 2013, the Subcommittee on Financial and Contracting Oversight of the Senate Homeland Security and Government Affairs Committee launched its own investigation of these allegations,

⁷⁰ Department of Homeland Security, “Status of Congressionally Requested Studies, Report, and Evaluations,” *Congressional Budget Justification FY2015: Office of Inspector General, One-Time Exhibits* (Washington, DC, 2014), OIG-5 through OIG-10.

⁷¹ H.Rept. 113-481, p. 31, and S.Rept. 113-198, pp. 30-31.

⁷² H.Rept. 113-481, p. 18, and S.Rept. 113-198, p. 31.

⁷³ H.Rept. 113-481, p. 31.

⁷⁴ S.Rept. 113-198, p. 17.

⁷⁵ Carol D. Leonnig, “Probe: DHS Watchdog Cozy with Officials, Altered Reports as He Sought Top Job,” *The Washington Post*, April 24, 2014. http://www.washingtonpost.com/politics/probe-dhs-watchdog-cozy-with-officials-altered-reports-as-he-sought-top-job/2014/04/23/b46a9366-c6ef-11e3-9f37-7ce307c56815_story.html.

⁷⁶ P.L. 110-409.

⁷⁷ Letter from Phyllis K. Fong, Chairperson, Council of the Inspectors General on Integrity and Efficiency, to The Honorable Claire McCaskill, Chairwoman, Subcommittee on Financial and Contracting Oversight, Committee on Homeland Security and Governmental Affairs, June 11, 2014, <http://www.hsgac.senate.gov/download/letter-from-cigie-regarding-allegations-of-misconduct-by-former-dhs-deputy-inspector-general-charles-edwards&ei=2lhTVM0eDPTIsATWxILgCQ&usg=AFQjCNH690SLkxwJXwaFqMj0KE08IrrhQQ&bvm=bv.78677474,d.cWc>.

and released its report on April 24, 2014. Mr. Edwards had asked for and received a transfer to a separate component of DHS in December 2013—shortly before he was expected to testify before the subcommittee. Secretary Jeh Johnson placed Mr. Edwards on administrative leave upon the release of the subcommittee’s report, pending a review of his employment.⁷⁸

GAO Report on DHS OIG’s Structure Policies and Procedures

The explanatory statement accompanying the Homeland Security Appropriations Act, 2013,⁷⁹ tasked the Government Accountability Office with reviewing the OIG’s organizational structure to ensure compliance with the independence standards for inspectors general. The report, released September 26, 2014, found that “The OIG’s organizational structure, roles, and responsibilities are generally consistent with the Inspector General (IG) Act of 1978, as amended,” but went on to note several areas for improvement, and indicated that although their policies and procedures were consistent with independence standards, senior officials did not adequately document their independence as required by those policies.⁸⁰

One issue before Congress may be to ensure that the OIG’s planned efforts to remediate the weaknesses identified by GAO are implemented effectively.

Title II: Security, Enforcement, and Investigations

Title II of the DHS appropriations bill, which includes over three-quarters of the budget authority provided in the legislation, contains the appropriations for U.S. Customs and Border Protection (CBP), U.S. Immigration and Customs Enforcement (ICE), the Transportation Security Administration (TSA), the U.S. Coast Guard (USCG), and the U.S. Secret Service (USSS). The Administration requested \$29,828 million for these accounts in FY2015, a decrease of \$1,048 million (3.4%) below the enacted level. The House-reported bill provided \$31,090 million, an increase of 4.2% from the requested level and 0.7% above FY2014. The Senate-reported bill provided \$30,731 million, an increase of 3.0% from the requested level and 0.5% below FY2014.

Table 6 lists the enacted amounts for the individual components of Title II for FY2014, the Administration’s request for these components for FY2015, and the House-reported appropriations for the same.

⁷⁸ Carol D. Leonnig, “Homeland Security Puts Former Inspector General on Administrative Leave,” *The Washington Post*, April 24, 2014, at http://www.washingtonpost.com/politics/homeland-security-puts-former-inspector-general-on-administrative-leave/2014/04/24/a3e6e4b6-cbfb-11e3-93eb-6c0037dde2ad_story.html.

⁷⁹ Division F of P.L. 113-6.

⁸⁰ U.S. Government Accountability Office, *DHS OIG’s Structure, Policies, and Procedures Are Consistent with Standards, but Areas for Improvement Exist*, GAO-14-726, September 24, 2014, Highlights, <http://www.gao.gov/products/GAO-14-726>.

Table 6. Title II: Security, Enforcement, and Investigations, FY2014-FY2015
(budget authority in rounded millions of dollars)

Component / Appropriation	FY2014	FY2015		
	Enacted	Request	House- Reported H.R. 4903	Senate- Reported S. 2534
Customs and Border Protection				
Salaries and Expenses	8,146	8,326	8,367	8,320
Small Airport User Fee ^a	5	9	9	9
Automation Modernization	817	812	810	807
Border Security Fencing, Infrastructure, and Technology	351	362	412	362
Air and Marine Operations	805	709	788	707
Facilities Management	456	482	484	478
COBRA CFTA Funding	0 ^b	180	0	0
Appropriation	10,580	10,701	10,871	10,684
Fees, Mandatory Spending, and Trust Funds	1,704	1,884	1,884	1,884
Total Budgetary Resources	12,283	12,585	12,755	12,567
Immigration and Customs Enforcement				
Salaries and Expenses	5,229	4,988	5,455	5,137
Automation and Infrastructure Modernization	35	26	31	26
Construction	5	0	0	0
Appropriation	5,269	5,014	5,486	5,163
Fees, Mandatory Spending, and Trust Funds	345	345	345	345
Total Budgetary Resources	5,614	5,359	5,831	5,508
Transportation Security Administration				
Aviation Security (net funding)	2,863	3,033	3,382	3,555
Surface Transportation Security	109	128	121	127
Intelligence and Vetting [formerly Transportation Threat Assessment and Credentialing] (net funding)	176	233	232	219
Transportation Security Support	962	932	893	924
Federal Air Marshals	819	0 ^c	0	0
Appropriation	4,929	4,325	4,628	4,824
Fees, Mandatory Spending, and Trust Funds	2,436	2,980	2,410	2,410
Total Budgetary Resources	7,365	7,305	7,038	7,234

Component / Appropriation	FY2014	FY2015		
	Enacted	Request	House-Reported H.R. 4903	Senate-Reported S. 2534
U.S. Coast Guard				
Operating Expenses ^d	6,785	6,750	6,864	6,985
Environmental Compliance and Restoration	13	13	13	13
Reserve Training	120	110	115	115
Acquisition, Construction, and Improvements	1,376	1,084	1,287	1,330
Research, Development, Testing, and Evaluation	19	18	11	18
Health Care Fund Contribution ^a	201	177	177	177
Discretionary Appropriation	8,514	8,152	8,467	8,425
Fees, Mandatory Spending, and Trust Funds	1,808	1,743	1,743	1,856
Overseas Contingency Operations Adjustment	227	0	0	213
Total Budgetary Resources	10,549	9,895	10,211	10,381
U.S. Secret Service				
Salaries and Expenses	1,533	1,586	1,587	1,585
Acquisition, Construction, and Improvements	52	50	50	50
Appropriation	1,585	1,636	1,637	1,635
Fees, Mandatory Spending, and Trust Funds	255	260	260	260
Total Budgetary Resources	1,840	1,896	1,897	1,895
Net Discretionary Budget Authority: Title II	30,877	29,828	31,090	30,731
Total Budgetary Resources for Title II Components before Transfers	37,651	36,470	37,732	37,711

Sources: CRS analysis of FY2014 explanatory statement, FY2014 DHS congressional justifications, H.R. 4903, H.Rept. 113-481, S. 2534, and S.Rept. 113-198.

Notes: Table displays rounded numbers, but all operations were performed with unrounded data: therefore, amounts may not sum to totals. Fee revenues included in the “Fees, Mandatory Spending, and Trust Funds” lines are projections.

- This is permanent indefinite discretionary spending, and therefore scores as being in the bill, despite not being explicitly appropriated in the bills’ legislative language.
- Legislative language was included under Title V of the bill that provided \$110 million in these fees for use by CBP. As the language was not in this title, the resources are not reflected in this table.
- In FY2015, the Administration requested funding for Federal Air Marshals under the Aviation Security appropriation.

- d. Overseas contingency operations funding is displayed in this line, but is not added to the appropriations total, in accordance with the appropriations committees' practices for subtotaling this account. This funding is not reflected in the total appropriation for the Coast Guard.

Customs and Border Protection⁸¹

CBP is responsible for security at and between ports of entry (POE) along the border, with a dual mission of preventing the entry of terrorists and instruments of terrorism, while also facilitating the flow of legitimate travel and trade into and out of the United States. CBP officers inspect people (immigration enforcement) and goods (customs enforcement) at POEs to determine if they are authorized to enter the United States. CBP officers and U.S. Border Patrol (USBP) agents enforce more than 400 laws and regulations at the border to prevent illegal entries.



CBP's major programs include Border Security Inspections and Trade Facilitation, which encompasses risk-based targeting and the inspection of travelers and goods at POEs; Border Security and Control between Ports of Entry, which includes the Border Patrol; Air and Marine Interdiction; Automation Modernization, which includes customs and immigration information technology systems; Border Security Fencing, Infrastructure, and Technology (BSFIT); Facilities Management; and a number of immigration and customs user Fee Accounts. See **Table 6** for account-level detail for all of the agencies in Title II, and **Table 7** for subaccount-level detail for CBP appropriations and funding for FY2014-FY2015.

FY2015 Request

For FY2015, the Administration requested an appropriation of \$12,585 million in gross budget authority for CBP. The bullets below highlight select program changes from the FY2014 baseline.⁸²

- An increase of \$6.8 million to fund training for new and incumbent CBP Officers, Agriculture Specialists, Import Specialists, and Entry Specialists assigned to the ports of entry.
- An increase of \$11.7 million to fund the refreshment and refurbishment of Non-Intrusive Inspection (NII) technology equipment.⁸³

⁸¹ Prepared by Lisa Seghetti, Section Research Manager, Domestic Social Policy Division.

⁸² Drawn from Department of Homeland Security, *Congressional Budget Justification FY2015: Customs and Border Protection* (Washington, DC 2014). Only select program changes of \$5 million or greater are described in this section.

⁸³ NII equipment includes x-ray and gamma ray imaging systems and related technologies. NII scanning produces a high-resolution image of container contents that is reviewed by law enforcement officers to detect hidden cargo and other anomalies that suggest container contents do not match reported manifest data. If an officer detects an (continued...)

- A one-time investment of \$10.7 million for a “cross-Component Fuel Sharing Initiative” that will enable DHS vehicles to obtain fuel from any “CBP-controlled facility along or near the Southwest border.”
- An increase of \$11 million to fund the development of a National Border Geo-Intelligence strategy. CBP would work with the Office of Intelligence and Investigative Liaison (OIIL) to enhance the Border Patrol’s ability on a range of geospatial-related tracking activities including identifying traffic patterns of illegal aliens and informing daily decisions on deployment of personnel and equipment to improve situational awareness along the Southwest border.
- An increase of \$8.3 million to fund CBP’s mobile program. This program provides capabilities to CBP officers to enable them to inspect vehicles, vessels, and cargo on a mobile platform.⁸⁴
- An increase of \$11.8 million to fund enhancements and improved capability to the Arrival and Departure Information System (ADIS).⁸⁵
- An increase of \$45.8 million for enhancements to the Remote Video Surveillance System (RVSS) in the Rio Grande Valley.
- An increase of \$8.9 million for maintenance of border patrol facilities.
- An increase of \$131.6 million in fees⁸⁶ to fund an additional 2,000 CBP Officers.
- A decrease of \$7.7 million to the Automated Targeting System (ATS).⁸⁷
- A decrease of \$5.9 million in recurring funding for personnel associated with the Import Safety Initiative.

(...continued)

abnormality, containers may be “cracked open” for a physical examination. For a fuller discussion, see CRS Report R43014, *U.S. Customs and Border Protection: Trade Facilitation, Enforcement, and Security*, by Vivian C. Jones and Marc R. Rosenblum.

⁸⁴ The mobile platform includes mobile hand-held screening equipment. See Testimony of CBP Commissioner Secretary R. Gil Kerlikowske, U.S. Congress, House Committee on Appropriations, *Budget Hearing—United States Customs and Border Protection*, 113th Cong., 2nd sess., April 2, 2014.

⁸⁵ ADIS is a system that stores biographic and biometric data on aliens who have applied for entry, entered, or departed the United States. ADIS consolidates information from various systems in order provide a repository of data held by DHS for pre-entry, entry, status management, and exit tracking of immigrants and non-immigrants. <http://www.gpo.gov/fdsys/pkg/FR-2007-08-22/html/E7-16473.htm>

⁸⁶ CBP collects user fees to recover certain costs incurred for processing, among other things, air and sea passengers and various private and commercial land, sea, air, and rail carriers and shipments. These fees were created by the Consolidated Omnibus Budget Reconciliation Act of 1985 (COBRA) and are deposited into the Customs User Fee Account. In addition to the COBRA and Immigration User Fees, the Administration has also proposed an increase in the Express Consignment Carrier Facility (ECCF) fee. Parcels that are cleared through an Express Consignment Carrier Facility (ECCF) are subjected to a fee, which was established under the Trade Act of 2002.

⁸⁷ ATS is a CBP program that screens inbound and certain outbound cargo and persons by assigning risk-based scores for the purpose of targeting, identifying, and preventing potential terrorists and terrorist weapons from entering the United States and identifies other violations of U.S. trade and immigration laws. By doing so, it allows CBP officers to focus their efforts on instruments and passengers that warrant further attention.

House-Reported H.R. 4903

House-reported H.R. 4903 included \$12,755 million in gross budget authority for CBP, \$170 million (1.4%) above the Administration's request and \$466 million (3.8%) above the FY2014 enacted level. The committee noted in its report that the Administration's budget proposal did not include funding to address the unaccompanied alien children (UAC) crisis. The committee also noted that the Office of Management and Budget submitted updated budgetary estimates for FY2015, which projected UAC costs for FY2015 will escalate to \$506 million, of which only \$429 million was included in the budget request. The committee directed CBP to submit estimates of the UAC costs for FY2015 immediately and to include such costs in subsequent budget requests.

The House-reported bill included an increase of \$22 million (0.8%) over the Administration's request for Inspections, Trade, and Travel Facilitation at Ports of Entry. The committee, however, did not adopt the Administration's request to fund an additional 2,000 CBP Officers.

The House-reported bill included \$788 million for CBP's Office of Air and Marine (OAM), an increase of \$79 million (11%) over the Administration's request. In its report, the committee noted the absence of a valid flying hour program and an effective logistics maintenance system, which it concluded was the reason for many aspects of OAM's "operational slide."⁸⁸

Senate-Reported S. 2534

Senate-reported S. 2534 included \$12,567 million in gross budget authority for CBP, \$17 million (-0.1%) below the Administration's request and \$278 million (2.3%) above the FY2014 enacted level. The Senate-reported bill included \$77 million above the Administration's request for CBP to meet the needs of the projected number of UACs in FY2015.

The Senate-reported bill included a decrease of \$24 million (-0.9%) over the Administration's request for Inspections, Trade, and Travel Facilitation at Ports of Entry. The committee, however, partially adopted the Administration's request to fund additional CBP Officers. While the Administration requested the hiring of an additional 2,000 CBP Officers, the committee recommended hiring 1,000 CBP Officers through FY2016 at air and sea ports of entry to be paid for by the increase in the Immigration User Fee (IUF). The Senate-reported bill included a general provision that increased the IUF by \$2.00 for arriving commercial air and sea passengers (see "Border Enforcement Personnel/Customs User Fees").

⁸⁸ H.Rept. 113-481, p. 45.

Table 7. U.S. Customs and Border Protection Account Detail, FY2014-FY2015
(budget authority in rounded millions of dollars)

Appropriation / Sub-Appropriation	FY2014	FY2015		
	Enacted	Request	House- Reported H.R. 4903	Senate- Reported S. 2534
Salaries and Expenses	8,146	8,326	8,367	8,320
<i>Headquarters Management and Administration</i>	1,199	1,184	1,161	1,178
<i>Border Security Inspections and Trade Facilitation</i>	3,216	3,204	3,237	3,174
<i>Border Security and Control Between POE</i>	3,731	3,939	3,970	3,968
Small Airport User Fee ^a	5	9	9	9
Automation Modernization	817	812	810	807
Border Security Fencing, Infrastructure, and Technology	351	362	412	362
Air and Marine Operations	805	709	788	707
Facilities Management	456	482	484	478
Total Net Appropriation	10,580	10,701	10,871	10,684
Estimated Fees, Mandatory Spending and Trust Funds	1,704	1,884	1,884	1,884
Total CBP Budget Authority	12,289	12,585	12,755	12,567

Source: CRS analysis of FY2015 explanatory statement, FY2015 DHS congressional justifications, H.R. 4903, H.Rept. 113-481, S. 2534, and S.Rept. 113-198.

- a. This is permanent indefinite discretionary spending, and therefore scores as being in the bill, despite not being explicitly appropriated in the bills' legislative language.

Issues for Congress

For the FY2015 budget cycle, potential issues for Congress include the increased number of unaccompanied alien children illegally crossing the border and its impact on CBP's operations and resources; determining the proper mix of human resources and technology at and between ports of entry, including ongoing discussions about increasing personnel at the nation's ports of entry ports of entry; and improving ports of entry infrastructure.

Unaccompanied Alien Children

Over the past several years, the number of unaccompanied alien children (UAC) that were apprehended by the Border Patrol for illegally crossing the Southwest border has substantially increased. For example, in FY2013, over 38,000 alien children were apprehended for illegally crossing the border unaccompanied. That was a 59% increase from the previous fiscal year.⁸⁹ There is a concern among policy makers and advocacy groups that some UACs are being trafficked into the United States and forced into the sex trade or other nefarious activities.

The Border Patrol apprehends and processes UACs at the border and it isn't clear what the resource implications of the recent influx of UACs have been on the Border Patrol. In the FY2015 budget, the Administration has requested an increase in funds to hire additional CBP officers to staff the ports of entry but it has not requested an increase in Border Patrol agents. Similarly, the Administration has requested increases in several port-related technologies. In previous budgets and appropriations, the Border Patrol has enjoyed increases in both of these areas; however, no funds have been specifically directed at the UAC issue. Congress may choose to require the Administration to assess the increase in UACs coming across the border and the impact it has been having on the Border Patrol operations and its resources.

Border Enforcement Personnel/Customs User Fees

CBP collects several different types of user fees, including fees paid by passengers and by cargo carriers and importers for the provision of customs services. These fees are often referred to as COBRA fees because they were passed as part of the Consolidated Omnibus Budget Reconciliation Act of 1986 (COBRA, P.L. 99-272). Under 19 U.S.C. Sections 58c(f)(1)-(3), a portion of these fees directly reimburses CBP for certain customs functions, including overtime compensation and certain benefits and premium pay for CBP officers, certain preclearance services, foreign language proficiency awards, and—to the extent funds remain available—certain officer salaries. Another portion of customs fees—merchandise processing fees—is deposited in CBP's Customs User Fee Account to pay for additional customs revenue functions but is only available to the extent provided for in appropriations acts.

The collection and disposition of certain user fees have been subjects of some controversy in recent appropriations cycles. In FY2012 and FY2013, CBP's Budget Justification proposed to use revenue from elimination of a fee exemption enacted through the United States-Colombia Trade Promotion Agreement Implementation Act of 2011 (P.L. 112-42) to fund CBP officer salaries and expenses. The use of these additional revenues was not approved by Congress, requiring additional appropriated funding.⁹⁰

In the FY2015 request, like the previous (FY2014) request, CBP did not propose to use the revenues generated by P.L. 112-42 for officer salaries and expenses. Instead, the FY2015 proposal includes new fee increases: a \$2.00 fee increase for the Immigration User Fee (IUF) and the

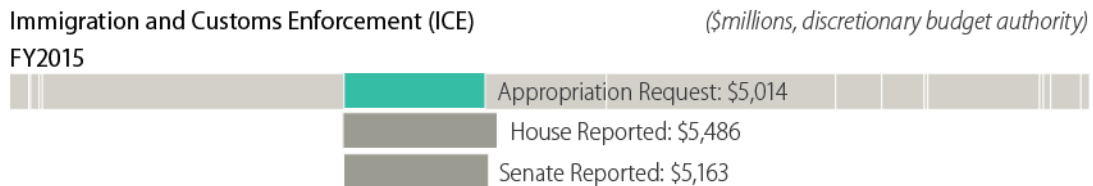
⁸⁹There were 24,403 UACs that were apprehended for illegally crossing the border in FY2012, and in FY2011 the number was 15,949. Data was obtained from the USBP Sector Profile at <http://www.cbp.gov/sites/default/files/documents/U.S.%20Border%20Patrol%20Fiscal%20Year%202013%20Profile.pdf>.

⁹⁰ See CRS Report R42644, *Department of Homeland Security: FY2013 Appropriations*, coordinated by William L. Painter.

COBRA air and sea passenger user fees.⁹¹ The Administration has proposed to use the increased fee revenues to pay for the hiring of additional CBP officers, among other things.

Immigration and Customs Enforcement (ICE)⁹²

ICE focuses on enforcement of immigration and customs laws within the United States. ICE has two main components: Homeland Security Investigations (HSI) and Enforcement and Removal Operations (ERO). HSI is responsible for disrupting and dismantling criminal organizations (many of which are transnational) engaged in activities including terrorist financing and money laundering, intellectual property theft, human trafficking, cybercrime, child exploitation, and drug trafficking. HSI enforces export laws and enforces trade agreement noncompliance, and is responsible for investigating and enforcing violations of the immigration laws (e.g., alien smuggling, hiring unauthorized alien workers). ERO is the government agency responsible for locating, detaining if appropriate, and removing foreign nationals who have overstayed their visas, entered illegally, or have become deportable.



FY2015 Request

For FY2015, the Administration requested \$5,014 million in net budget authority and \$5,359 million in gross budget authority for ICE, a decrease from the FY2014 enacted amounts of 4.8% and 4.5%, respectively. The budget request included the following changes from the FY2014 baseline:

- Increase of \$28 million for the Criminal Alien Program (CAP);⁹³
- Increase of \$21 million to modernize the TECS System;⁹⁴
- Increase of \$9 million for the Office of Principal Legal Advisor (OPLA);
- Increase of \$2 million for Fugitive Operations;⁹⁵

⁹¹ The Administration has also requested an increase in the Express Consignment Courier Facilities Fee (ECCF).

⁹² Prepared by Alison Siskin, Specialist in Immigration Policy, Domestic Social Policy Division.

⁹³ CAP identifies criminal aliens incarcerated within federal, state, and local correctional facilities to try to assure that these criminal aliens are removed before they are released into the community. The majority of the increase comes from transferring money since the deployment of interoperability (Secure Communities) is completed. For information on CAP, see CRS Report R42057, *Interior Immigration Enforcement: Programs Targeting Criminal Aliens*, by Marc R. Rosenblum and William A. Kandel.

⁹⁴ TECS is the case management system used by CBP and ICE.

⁹⁵ Fugitive Operations locates and apprehends foreign nationals with final orders of removal, and removable criminal aliens who have been released from jails or prisons.

- Increase of \$3 million for transfers of detained foreign nationals from CBP to ICE;
- Increase of \$3 million for the Alternatives to Detention (ATD) program;
- Reduction of \$202 million in detention bed funding (a decrease of 3,461 beds);
- Reduction of \$48 million in the transportation removal program; and
- Reduction of \$28 million for domestic investigations.⁹⁶

House-Reported H.R. 4903

House-reported H.R. 4903 included \$5,486 million in net budget authority, a 9.4% increase over the President's request. The House-reported bill appropriated \$5,831 million in gross budget authority, 8.8% more than the President's request.

Senate-Reported S. 2534

For FY2015, Senate-reported S. 2534 provided \$5,163 million in net budget authority and \$5,508 million in gross budget authority for ICE. The Senate bill appropriated 3% more than the President's request in net budget authority, and 2.8% more in gross budget authority.

Table 8. Immigration and Customs Enforcement (ICE) Sub-Account Detail, FY2014-FY2015

(budget authority in rounded millions of dollars)

Appropriation / Sub-Appropriation	FY2014	FY2015		
	Enacted	Request	House-Reported H.R. 4903	Senate-Reported S. 2534
Salaries and Expenses	5,229	4,988	5,455	5,137
HQ Management and Administration	336	350	335	347
Legal Proceedings	206	215	216	213
Investigations	1,804	1,778	1,885	1,775
<i>Investigations—Domestic</i>	<i>1,672</i>	<i>1,645</i>	<i>1,720</i>	<i>1,643</i>
<i>Investigations—International</i>	<i>131</i>	<i>133</i>	<i>165</i>	<i>132</i>
<i>International Operations</i>	<i>100</i>	<i>101</i>	<i>106</i>	<i>101</i>
<i>Visa Security Program</i>	<i>32</i>	<i>32</i>	<i>59</i>	<i>32</i>
Intelligence	74	77	76	76
Enforcement and Removal Operations	2,785	2,569	2,942	2,725

⁹⁶ Most of this reduction would come from termination of one-time costs associated with information technology (IT) enhancements.

Appropriation / Sub-Appropriation	FY2014	FY2015		
	Enacted	Request	House-Reported H.R. 4903	Senate-Reported S. 2534
<i>Custody Operations</i>	1,994	1,792	2,006	1,870
<i>Fugitive Operations</i>	129	132	154	131
<i>Criminal Alien Program</i>	294	322	365	327
<i>Alternatives to Detention</i>	91	94	94	94
<i>Transportation and Removal Program</i>	277	229	322	303
Comprehensive Identification and Removal of Criminal Aliens (Secure Communities)	25	0	0	0
Automation and Infrastructure Modernization	35	26	31	26
Construction	5	0	0	0
ICE Appropriations	5,269	5,014	5,486	5,163
Fee Accounts	345	345	345	345
ICE Gross Budget Authority	5,614	5,359	5,831	5,508

Source: CRS analysis of FY2014 explanatory statement, FY2015 DHS congressional justifications, H.R. 4903, H.Rept. 113-481, S. 2534, and S.Rept. 113-198.

Issues for Congress

ICE is responsible for many divergent activities due to the breadth of the civil and criminal violations of law that fall under its jurisdiction. As a result, how ICE resources can be allocated so as best to achieve its mission is continuously debated. Nonetheless, most of the discussion regarding ICE appropriations focuses on Enforcement and Removal Operations (ERO) and issues regarding identifying and removing foreign nationals who have violated U.S. immigration law rather than HSI. For example, the most significant debate currently focuses on the large increase in the number of unaccompanied alien children⁹⁷ apprehended while attempting to illegal cross into the United States and how it impacts ICE, specifically ERO, resources.⁹⁸

Custody Management

ICE's Office of Enforcement and Removal Operations provides custody management of the aliens who are in removal proceedings or who have been ordered removed from the United

⁹⁷ UAC are defined in statute as children who lack lawful immigration status in the United States, who are under the age of 18, and who are without a parent or legal guardian in the United States or no parent or legal guardian in the United States is available to provide care and physical custody.

⁹⁸ For more information on the recent surge in unaccompanied minors, see CRS Report R43599, *Unaccompanied Alien Children: An Overview*, by Lisa Seghetti, Alison Siskin, and Ruth Ellen Wasem.

States.⁹⁹ ERO also is responsible for ensuring that aliens ordered removed actually depart from the United States.

The number of foreign nationals detained by ICE has been an area of Congressional attention. Since FY2007, the appropriations committees have included direction either in report language or legislative language describing or directing the average number of detention beds to be maintained by ICE in a given fiscal year. The amount of detention beds set by Congress is seen by some as a “detention mandate,” i.e., that ICE must, on average, detain daily the same number of aliens as the bed space specified by Congress.¹⁰⁰

P.L. 113-76 specified that ICE shall maintain 34,000 beds through the end of FY2014. ICE has stated that it needs approximately 27,000 beds to detain all foreign nationals who are mandatory detainees,¹⁰¹ and that the growth in bed space has led to the increase in detention of lower-risk, non-mandatory¹⁰² detainees who could be placed in lower-cost alternatives to detention programs.¹⁰³ The Administration requested 30,539 beds for FY2015, a decrease of 3,461 beds from FY2014. The Administration contended this would be enough bed space to accommodate the mandatory population as well as other priority detainees.¹⁰⁴ To correspond to the decrease in bed space, the President’s request as originally submitted decreased to \$229 million (a \$48 million reduction) the budget for the Transportation and Removal Program.¹⁰⁵

H.R. 4903 directed ICE to maintain no less than 34,000 detention beds. S. 2534 required ICE to maintain at least 31,039 detention beds, 500 more than the Administration requested. 450 of these were allocated to detain family units.¹⁰⁶ The House and Senate committee reports both recommended increased funding for the Transportation and Removal Program. The increase is discussed below in the section entitled, “Unaccompanied Alien Children (UAC).”

Due to the cost of detaining aliens, and the fact that many non-detained aliens with final orders of removal do not leave the country, there has been interest in developing alternatives to detention for certain types of aliens who do not require a secure detention setting. ICE’s Alternatives to

⁹⁹ For more information on detention issues, see CRS Report RL32369, *Immigration-Related Detention*, by Alison Siskin. Under the INA, aliens can be removed for reasons of health, criminal status, economic well-being, national security risks, and others that are specifically defined in the act.

¹⁰⁰ For example, see Statement of the American Immigration Lawyers Association, U.S. Congress, House Committee on Appropriations, Subcommittee on Homeland Security, *Department of Homeland Security FY2015 Budget*, 113th Cong., 2nd sess., March 11, 2014.

¹⁰¹ The Immigration and Nationality Act mandates that certain categories of aliens are subject to mandatory detention (i.e., the aliens must be detained) during the removal process. Aliens subject to mandatory detention include those arriving without documentation or with fraudulent documentation, those who are removable on criminal grounds, those who are removable on national security grounds, those certified as terrorist suspects, and those who have final orders of deportation. For a discussion of mandatory detention, see CRS Report RL32369, *Immigration-Related Detention*, by Alison Siskin.

¹⁰² Examples of non-mandatory detainees include aliens who have overstayed their visas or entered illegally but do not have a criminal conviction.

¹⁰³ Department of Homeland Security, *Congressional Budget Justification FY2015: U.S. Immigration and Customs Enforcement, Salaries and Expenses* (Washington, DC, 2014), p. 81.

¹⁰⁴ Examples of these detainees include criminal aliens whose crimes do not make them mandatory detainees and others who may pose a risk to public safety or a danger to national security. Ibid.

¹⁰⁵ The Transportation and Removal Program (TRP) is responsible for the transportation of those in ICE custody including the physical removal of aliens from the United States.

¹⁰⁶ S.Rept. 113-139, p. 62.

Detention (ATD) provides less restrictive alternatives to detention, using such tools as electronic monitoring devices (e.g., ankle bracelets), home visits, work visits, and reporting by telephone, to monitor aliens who are out on bond while awaiting hearings during removal proceedings or the appeals process.¹⁰⁷ The Administration requested \$94 million for the ATD program, an increase of \$3 million from the FY2014 enacted amount. Both the House- and Senate-reported bills provided \$94 million for the ATD program.

Unaccompanied Alien Children (UAC)

ICE is responsible for the transportation of undocumented and unaccompanied alien children (UAC) arriving in the United States¹⁰⁸ and representing the government's position in removal proceedings before the Department of Justice, Executive Office for Immigration Review (EOIR). ICE is also responsible for the physical removal of all foreign nationals, including UAC, who have final orders of removal or who have elected voluntary departure while in removal proceedings.¹⁰⁹

In the President's FY2015 budget request for the various agencies directly responsible for the unaccompanied child population, there wasn't a request for funding increases to help address what has been characterized as a strain on agency resources. In late May, the Administration projected they would need an additional \$166 million for "CBP overtime, contract services for care and support of UAC, and transportation costs."¹¹⁰ H.Rept. 113-481 and S.Rept. 113-198 recommended an increase of \$67 million over the President's request for transportation and removal costs of unaccompanied minors. In addition, both the House and Senate bills required DHS and OMB to include information related to unaccompanied children and the costs associated with these children as part of the congressional budget justifications.

Transportation Security Administration¹¹¹

TSA, created in 2001 by the Aviation and Transportation Security Act (ATSA, P.L. 107-71), is charged with protecting air, land, and rail transportation systems within the United States to ensure the freedom of movement for people and goods. In 2002, TSA was transferred from the Department of Transportation to DHS with the passage of the Homeland Security Act (P.L. 107-296). TSA's responsibilities include protecting the aviation system against terrorist threats, sabotage, and certain other criminal acts through the deployment of passenger and baggage screeners; detection systems for explosives, weapons, and other threats; and other security technologies. TSA also has certain responsibilities for marine and land modes of transportation including assessing the risk of terrorist attacks to all non-aviation transportation assets, including

¹⁰⁷ Department of Homeland Security, U.S. Immigration and Customs Enforcement, "Public Security: ICE Unveils New Alternative to Detention," *Inside ICE*, vol. 1, no. 5, June 21, 2004, available at http://www.ice.gov/graphics/news/newsreleases/insideice/insideice_062104_web3.htm.

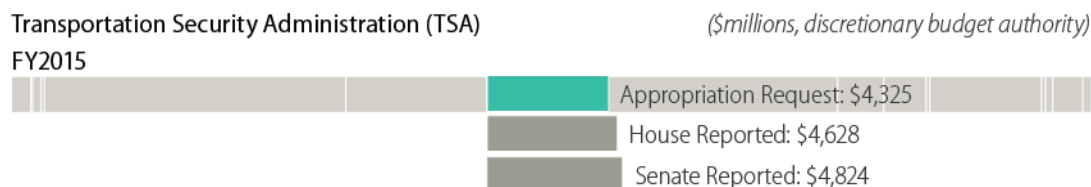
¹⁰⁸ In most cases, ICE is responsible for transporting the unaccompanied minor from the custody of Customs and Border Protection (CBP)—the agency that apprehended them—to the Department of Health and Human Services, Office of Refugee Resettlement (ORR)—the agency responsible for their care and custody.

¹⁰⁹ UAC in standard removal proceedings are eligible to be granted voluntary departure under INA §240B at no cost to the child.

¹¹⁰ Executive Office of the President Office of Management and Budget memo to Representative Nita Lowey, May 30, 2014.

¹¹¹ Prepared by Bart Elias, Specialist in Aviation Policy, Resources, Science, and Industry Division.

seaports; issuing regulations to improve security; and enforcing these regulations to ensure the protection of these transportation systems. TSA is further charged with serving as the primary liaison for transportation security to the law enforcement and intelligence communities.



The TSA budget is one of the most complex components of the DHS Appropriations bill. The graphic above reflects net direct discretionary appropriations for TSA, but that represents only a portion of the budgetary resources it has available. An airline security fee collection offsets a portion of aviation security costs, including \$250 million dedicated to capital investments in screening technology. Other fees offset the costs of transportation threat assessment and credentialing. Since the amounts covered by these fees are not set through traditional appropriations provisions, they are not reflected in the above graphic. **Table 9** presents a breakdown of TSA's total additional budgetary resources requested from all non-appropriated sources and those provided through direct appropriations, as accounted for in the DHS budget justifications. Due to differences between OMB and CBO methodologies and issues related to authorization of fee increases, these amounts are not completely congruent with other amounts presented in committee documents or this report.

Table 9. TSA Requested Budgetary Resources, FY2015
(budget authority, in millions of dollars)

Funding Source	FY2015 Request
Total Offsetting Fees	2,818
<i>Aviation Passenger Security Fee</i>	2,203
<i>Aviation Passenger Security Fee</i> <i>(Revenue from proposed increase)</i>	195
<i>Aviation Security Infrastructure Fees</i>	420
Aviation Security Capital Fund	250
Credentialing Fees (including Alien Flight Student Program)	80
Discretionary appropriations	4,157
Total Budgetary Resources	7,305

Sources: CRS analysis of the FY2015 DHS congressional justifications.

Note: These are OMB-developed numbers; due to differences between OMB and CBO methodologies and issues related to authorization of fee increases, these numbers are not congruent with other CBO-based numbers presented in this report.

FY2015 Request

The President's request specified \$7,305 million for TSA in FY2015, \$60 million less than the FY2014 enacted amount (see **Table 10**). The request included a proposal to realign the Federal Air Marshals Service (FAMS) under the Aviation Security component of the TSA budget, rather than as a separate account. Combined, the request for Aviation Security and FAMS together totaled \$5,683 million, \$29 million less than the FY2014 enacted amount. The request specified \$19 million of that reduction was to come from FAMS.

It also specified a reduction of more than \$80 million to Screener Personnel Compensation and Benefits, largely as a result of reduced headcount due to improved screening efficiency from use of risk-based approaches. This was partially offset by increased amounts for purchasing explosives detection equipment and airport management, support, and information technology. Requested funding for Transportation Threat Assessment and Credentialing (TTAC) increased by roughly \$70 million, largely the result of a proposed realignment of Intelligence into it and an increase to Secure Flight funding to encompass forthcoming name checks of passengers on charter and large general aviation aircraft flights. The request included a proposed increase of roughly \$19 million for Surface Transportation Security, largely reflecting deployment of additional security inspectors and the realignment of Visible Intermodal Prevention and Response (VIPR) under it. Requested Transportation Security Support funding was roughly \$30 million less than the FY2014 enacted level, largely the result of the proposed move of Intelligence to TTAC, which was partially offset by a proposed increase for information technology.

House-Reported H.R. 4903

The House-reported bill specified a gross total of \$7,038 million for TSA, \$267 million less than requested. The report accompanying the bill specified \$600 million for FAMS, \$200 million less than requested. Other notable amounts lower than requested included screener personnel (\$26 million less than requested); airport management and support (\$7 million less); surface transportation security inspectors (\$6 million less); headquarters administration (\$12 million less); information technology (\$19 million less); and human capital services (\$8 million less). The House-reported bill specified \$160 million, \$5 million more than requested, for private screening operations at airports without TSA screeners under the Screening Partnership Program (SPP). Also, the House committee report specified \$25 million for the Federal Flight Deck Officer (FFDO) program and crew training, \$5 million above the request and equal to the FY2014 appropriated amount, and \$353 million for aviation regulation and other enforcement, \$4 million more than requested and roughly on par with the FY2014 enacted amount.

Senate-Reported S. 2534

The Senate-reported bill specified a gross total of \$7,236 million, \$69 million less than requested. The Senate committee report specified \$790 million for the FAMS, \$10 million less than requested and \$29 million less than the FY2014 enacted level. It also proposed amounts notably lower than requested for: screener personnel (\$5 million less than requested); checkpoint support (\$15 million less); explosives detection equipment purchases and installation (\$10 million less); aviation regulation and other enforcement (\$10 million less); Secure Flight passenger vetting (\$13 million less); and information technology (\$6 million less). Like the House-reported bill, the Senate reported bill specified \$160 million for the SPP, but otherwise did not specify amounts larger than requested.

Table 10 outlines the funding levels for existing TSA program functions.

Table 10. TSA Gross Budget Authority by Budget Activity, FY2014-FY2015

(gross budget authority in rounded millions of dollars)

Appropriation / Sub-Appropriation	FY2014	FY2015		
	Enacted	Request	House- Reported H.R. 4903	Senate- Reported S. 2534
Aviation Security	4,983	5,683	5,462	5,635
Screening Partnership Program (SPP)	158	155	160	160
Screener Personnel Compensation and Benefits	3,034	2,953	2,927	2,948
Screener Training and Other	227	226	225	226
Checkpoint Support	103	103	103	88
EDS/ETD Purchase/Installation	74	84	84	74
Screening Technology Maintenance and Utilities	299	295	295	295
Aviation Regulation and Other Enforcement	354	349	353	339
Airport Management, IT, and Support	587	592	585	589
FFDO and Flight Crew Training	25	20	25	20
Air Cargo	122	107	106	106
Federal Air Marshals	—	800	600	790
Federal Air Marshal Service	819	—	—	—
Management and Administration	708	—	—	—
Travel and Training	111	—	—	—
Intelligence and Vetting (formerly Threat Assessment and Credentialing (TTAC))	242	312	311	300
Intelligence		52	52	52
Secure Flight	93	113	112	100
Other Vetting / Screening Administration and Operations	83	68	68	68
Credentialing Fees	66	80	80	80
Surface Transportation Security	109	128	121	127
Operations and Staffing	35	29	29	29
Security Inspectors	73	98	92	98
Transportation Security Support	962	932	893	924

Appropriation / Sub-Appropriation	FY2014	FY2015		
	Enacted	Request	House-Reported H.R. 4903	Senate-Reported S. 2534
<i>HQ Administration</i>	272	276	264	275
<i>Information Technology</i>	441	452	433	446
<i>Human Capital Services</i>	204	204	196	203
<i>Intelligence</i>	45	—	—	—
Aviation Security Capital Fund (ASCF) (mandatory)	250	250	250	250
TSA Gross Total	7,365	7,305	7,038	7,234

Sources: CRS analysis of FY2014 explanatory statement, FY2015 DHS congressional justifications, H.R. 4903, H.Rept. 113-481, S. 2534, and S. Rept. 113-198.

Issues for Congress

Possible issues for Congress regarding TSA appropriations include offsetting fee collections and financing of transportation security activities; enhancing airport checkpoint security; funding and administration of FAMS; name checks of passengers on charter flights and large general aviation aircraft; and deployment of VIPR teams and surface transportation security inspectors.

Fees and Financing

Language in the Bipartisan Budget Act of 2013 (P. L. 113-67) restructured the passenger security fee (paid directly by passengers and collected by the airlines) to a flat fee of \$5.60 per one-way trip effective July 1, 2014. That law mandated that in FY2015, \$1,190 million in passenger security fees is to be applied as offsetting receipts to the Treasury general fund for deficit reduction.

Previously, the passenger security fee was set at \$2.50 per segment with a cap of \$5.00 per one-way trip. All receipts were treated as offsetting collections against TSA spending, with the first \$250 million in collections funding a mandatory deposit into the Aviation Security Capital Fund (ASCF), which provides for airport security improvements, particularly improvements made to accommodate and streamline explosives screening of checked baggage. Under the Administration's proposal, the first \$250 million in passenger security fees would continue to be deposited into the ASCF, and the next \$1,190 million must be used to fulfill the deficit reduction requirement before additional fee collections can be used to offset costs of TSA programs.

In addition, P. L. 113-67 repealed the Aviation Security Infrastructure Fee (ASIF) fee paid to TSA directly by the airlines, effective October 1, 2014. The ASIF is based on the costs airlines collectively paid in CY2000 for security screening of passengers and property.

The FY2015 request included an additional increase to the passenger fee to \$6.00 per one-way trip and a reinstatement of the ASIF. The Administration estimated that in FY2015 the passenger security fee increase would generate \$195 million in additional revenue and the ASIF would net an estimated \$420 million that would be counted as offsetting collections against TSA spending. TSA estimated that, with these two proposed changes, offsetting collections would total \$2,819

million, roughly 39% of total TSA spending. Without the proposed increases, offsetting collections were estimated at \$2,204 million, roughly 30% of the TSA gross total.

Both the House and Senate appropriations committees included report language noting that the appropriations committees lacked jurisdiction to consider the Administration's fee proposal.¹¹² Neither the House-reported nor the Senate-reported bill included the fee increases in revenue assumptions, and the two bills have differing funding levels below requested amounts to reflect these lower revenue assumptions. The House report noted that future budget requests should not be constructed with similar assumptions regarding the enactment of proposed revenue increases. The Senate bill contains a general provision that prohibits FY2015 funds from being used to pay salaries or expenses associated with developing or submitting budget or appropriations materials that assume revenues derived from unauthorized user fee proposals.¹¹³ This provision applies unless the submission identifies spending reductions in the event that such fees are not enacted into law prior to Congress convening a committee of conference to debate a FY2016 DHS appropriations act.

Risk-Based Passenger Screening

TSA has established a number of Pre-Check security lanes at major airports. These lanes offer expedited screening to passengers who either undergo background checks to join the Pre-Check program or are randomly selected from passengers assessed to be low risk through prescreening measures or by behavior detection officers and canine explosives detection teams. TSA incorporates random and unpredictable measures into its risk-based screening methods to prevent terrorists or criminals from exploiting expedited screening procedures.

TSA has indicated that up to 35% of all airline passengers now undergo expedited screening, and it has plans to further increase prescreening.¹¹⁴ While travelers benefit from streamlined screening procedures, such as not having to remove shoes, laptops, and liquids for separate screening, the program has efficiency benefits for TSA that allow it to better focus resources on passengers of an unknown or elevated risk.

TSA estimates that efficiencies derived from risk-based screening practices will allow it to eliminate more than 1,400 full-time equivalent screener positions and consequently reduce costs by about \$100 million in FY2015. Additionally, TSA asserts that as a result of risk-based screening and the random and unpredictable measures incorporated into it, it will be able to reduce its Security Playbook operations at selected airports. The Security Playbook consists of a series of tactics and strategies, the specifics of which are security sensitive, to increase unpredictability and serve as a deterrent to terrorists attacks and other criminal activities at large commercial aviation airports. TSA estimates that the proposed reduction to Security Playbook operations will yield a savings of \$20 million through staffing reductions of roughly 300 full-time equivalents.¹¹⁵

¹¹² H.Rept. 113-481, p. 8; S.Rept. 113-198, p. 68.

¹¹³ S. 2534, Sec. 560.

¹¹⁴ Statement of John S. Pistole, Administrator, Transportation Security Administration, U.S. Department of Homeland Security, before the U.S. House of Representatives Committee on Appropriations Subcommittee on Homeland Security, March 25, 2014, p. 2.

¹¹⁵ *Ibid.*, p. 4.

The House committee recommended \$26 million less than requested and \$107 million below FY2014 enacted levels for TSA screeners to reflect anticipated cost reductions from efficiencies associated with risk-based screening. The committee also stipulated a rescission of \$20 million and withholding \$76 million for screener personnel, compensation, and benefits in FY2015. The withholding of funds will last until TSA can provide technical corrections to the FY2015 budget justification to include more detailed accounting of estimated cost savings from risk-based security measures and how these will offset these amounts, which are tied to a planned structural pay reform for screener personnel. The bill included a cap of 45,000 full-time equivalent screeners. The bill would also withhold \$25 million in obligations for headquarters administration until TSA submits a report providing evidence that behavior detection officers, a key element of TSA's risk-based strategy, have been demonstrated to be effective in identifying individuals that may pose a risk to aviation safety. It also specified that TSA submit a detailed report on integrated screening technologies, cost-effective deployment of the screener workforce, and labor savings from the deployment of new technologies, as well as a report detailing a strategy to increase the number of passengers eligible for expedited screening.

S. 2534 requires TSA to submit semiannual reports updating information on a strategy to increase the number of air passengers eligible for expedited screening, including benchmark and performance metrics and data regarding use of Pre-Check screening lanes, and details regarding the impact of using risk-based security methods on TSA resources. Additionally, report language specified that TSA is to brief the committee regarding its strategic communications campaign for the Pre-Check program. The Senate bill did not include a statutory cap on TSA screeners, and report language noted that the expected decrease of screening personnel, totaling more than 3,000 full time equivalent positions, would keep levels well below the cap of 46,000 set in FY2014 appropriations.

Enhancing Airport Checkpoint Security

In response to a November 1, 2013, incident at Los Angeles International Airport (LAX) that resulted in the shooting death of a TSA screener and injuries to two other screeners and a traveler, TSA identified a number of actions designed to improve the response to potential future security incidents at airport screening checkpoints. Planned actions include recommended active shooter training and exercises, evacuation plans, and mandatory evacuation drills. TSA has also issued recommendations for increased law enforcement presence in airport terminal areas, particularly in congested areas and at peak travel times.

Law enforcement agencies at about 320 of the approximately 450 commercial service airports with TSA or TSA-contracted screening checkpoints receive reimbursement from TSA that partially offsets the cost of positioning law enforcement officers at these airports.¹¹⁶ Under reimbursement agreements, law enforcement must commit to mandatory response times to security incidents at checkpoints, or in a few cases must maintain fixed posts near screening checkpoints.

TSA did not request a funding increase for FY2015 for the Law Enforcement Officer Reimbursement Program, indicating that improved program efficiencies and reviews of actual

¹¹⁶ Transportation Security Administration, *Enhancing TSA Officer Safety and Security: Agency Actions and Path Forward*, March 26, 2014; Department of Homeland Security, *Congressional Budget Justification FY2015: Transportation Security Administration, Aviation Security* (Washington, DC, 2014).

annual expenditures will enable it to maximize the use of available program funds.¹¹⁷ Given the emphasis on law enforcement presence at airports and airport checkpoints following the LAX incident, funding for this program may be of particular interest during appropriations debate.

The House report noted that while airport law enforcement staffing levels have remained relatively constant, TSA reimbursement amounts for law enforcement support have declined. It specified \$71 million for airport law enforcement assets (within Aviation Regulation and Other Enforcement), \$1 million more than the FY2014 level, and directed TSA to maximize the use of these funds to more fully reimburse participating airports for law enforcement support.¹¹⁸ H.R. 4903 also included a general provision prohibiting the use of funds to require airport operators to monitor checkpoint exit lanes at locations where TSA screeners currently monitor these lanes. This provision was accompanied by report language directing TSA to work with airports to actively examine technologies that may provide lower-cost solutions for exit lane security.

The Senate report directed TSA to brief the appropriations committees on the implementation of recommendations made following the LAX shooting to increase law enforcement presence at high traffic locations, such as checkpoints and ticket counters at peak travel times. The Senate also included funding to continue TSA monitoring of exit lanes where it currently does so. Senate report language similarly encouraged TSA to evaluate exit lane monitoring costs and develop a long-term strategy using low-cost technological solutions, law enforcement reimbursements, and other approaches.¹¹⁹

The Federal Air Marshals Service (FAMS)

While the request specified \$800 million for FAMS, \$19 million less than the FY2014 appropriation, the House-passed bill specified \$600 million, \$200 million less than requested. H.Rept. 113-481 noted that in light of various improvements to other layers of aviation security, many air marshals have been assigned to management positions at various airports, and others have been detailed to various other agencies, departments, and liaison roles. The House committee concurred with the administration's proposal to align FAMS under Aviation Security to better reflect TSA's management and organization structure, and to allow better alignment of law enforcement assets to address emerging threats. The report encouraged TSA to consider additional options to leverage other federal assets to supplement FAMS resources, such as armed pilots in the FFDO program and federal law enforcement officers and agents traveling armed on commercial passenger aircraft.

The Senate bill recommended \$790 million for FAMS, \$10 million less than requested, but \$190 million more than the House bill. According to S.Rept. 113-198, the Senate amount reflected the consolidation of Visible Intermodal Prevention and Response (VIPR) teams in the Surface Transportation appropriation as well as other administrative cost adjustments. The report also directed TSA to brief the appropriations committee on its efforts to implement recommendations pertaining to FAMS operations, training, and risk analysis included in a Homeland Security Studies and Analysis Institute report, and to continue providing quarterly reports on mission coverage, staffing levels, and hiring.

¹¹⁷ Department of Homeland Security, *Congressional Budget Justification FY2015: Transportation Security Administration, Aviation Security* (Washington, DC, 2014).

¹¹⁸ H.Rept. 113-481, p. 66.

¹¹⁹ S.Rept. 113-198, pp. 71-72.

Charter Flights and Large General Aviation Aircraft

A provision in the Intelligence Reform and Terrorism Prevention Act of 2004 (P.L. 108-458) mandated that TSA establish a process to provide watchlist screening for charter and lease customers of aircraft weighing more than 12,500 pounds. TSA intends to issue new regulations within a year to meet this mandate. In addition to charter and lease operations for aircraft greater than 12,500 pounds, TSA also intends to encompass other general aviation aircraft weighing in excess of 30,000 pounds within the regulatory regime.¹²⁰ In total, the proposed regulations would cover about 2,000 general aviation operators.

TSA requested an increase of roughly \$13 million to Secure Flight funding to update software and hardware and process screening requests from chartered and leased aircraft over 12,500 pounds and large (i.e., over 30,000 pounds) general aviation aircraft operators. TSA estimated that it will conduct 11 million additional watchlist screenings annually under this initiative.¹²¹

The House-reported bill included the increased funding for Secure Flight requested to support vetting of passengers who fly on large general aviation and air charter flights. The Senate-reported bill and report language specified \$13 million less than requested for Secure Flight anticipating that the additional funds would not be required in FY2015 due to anticipated delays in implementing the large aircraft and charter screening program.

Visible Intermodal Prevention and Response Teams and Surface Transportation Security Inspectors

Visible Intermodal Prevention and Response (VIPR) teams are made up of transportation security inspectors, and air marshals. These teams deploy across all modes to detect suspicious activity and act as a visible deterrent to crime and terrorism.

Historically, VIPR teams have concentrated on surface modes, particularly transit systems and intercity rail. However, following the November 2013 shooting incident at LAX, TSA has modified its VIPR deployment strategy to split deployments roughly evenly between surface and aviation modes.

In the FY2015 request, TSA proposed to reduce the number of VIPR teams from 37 to 33, which would result in a net reduction of 48 full-time equivalent positions and related costs totaling \$11 million. TSA also proposed to transfer 257 full-time equivalent positions from Aviation Security and the Federal Air Marshals Service to Surface Transportation Security. The move will consolidate Surface Inspectors and multi-modal VIPR teams under one program.

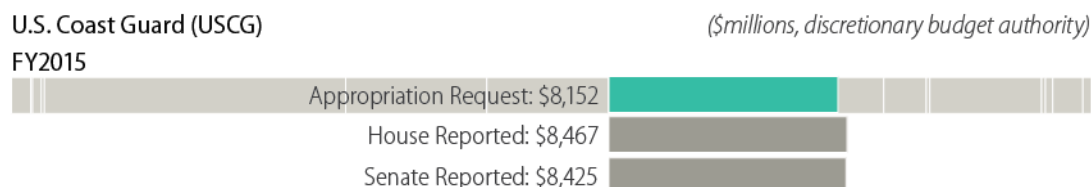
The House-reported bill and report language concurred with the consolidation of VIPR teams, but called for a larger reduction, bringing the number of VIPR teams down to 31. This accounted for \$5 million of the \$6 million below the requested amount specified in H.R. 4903 for surface transportation security. The Senate-reported bill and report language also concurred with the consolidation plan but did not specify any further reduction in the number of VIPR teams.

¹²⁰ Department of Homeland Security, *Congressional Budget Justification FY2015: Transportation Security Administration, Aviation Security* (Washington, DC, 2014), p. 64.

¹²¹ Department of Homeland Security, *Congressional Budget Justification FY2015: Transportation Security Administration, Intelligence, and Vetting* (Washington, DC, 2014), p. 9.

U.S. Coast Guard¹²²

The Coast Guard is the lead federal agency for the maritime component of homeland security. As such, it is the lead agency responsible for the security of U.S. ports, coastal and inland waterways, and territorial waters. The Coast Guard also performs missions that are not related to homeland security, such as maritime search and rescue, marine environmental protection, fisheries enforcement, and aids to navigation.



FY2015 Request

The President requested \$8,152 million for the Coast Guard in FY2015. This includes \$6,750 million for operating expenses and \$1,084 million for acquisition, construction, and improvements. These two accounts are further detailed in the table below. Note that the operating expense request did not include funding for overseas contingency operations (such as Iraq and Afghanistan) which the President requested later in the year as an amendment to the Department of Defense budget. As the table indicates, the largest differences from last year's enacted level concern vessels and aircraft. The Coast Guard's multiyear effort to replace its aging cutters has been a major issue for Congress. These issues are discussed in CRS Report R42567, *Coast Guard Cutter Procurement: Background and Issues for Congress*, by Ronald O'Rourke.

House-Reported H.R. 4903

The House-reported bill provided \$316 million more than the President requested for the Coast Guard. The additional funding is mostly for constructing four fast response cutters rather than two (accounting for an additional \$95 million), an additional \$95 million to acquire one missionized long range surveillance aircraft, an additional \$81 million for backlogged depot maintenance, and an additional \$36 million for a military pay raise.

Senate-Reported S. 2534

The Senate-reported bill provided \$208 million more than requested for the Coast Guard in order to acquire six fast response cutters instead of two. It agreed with the President's request concerning long range surveillance aircraft and provided \$6 million to address a construction backlog for military housing.

Table 11 outlines the enacted funding levels for the USCG operating expenses and acquisition and construction functions for FY2014 and the proposed funding levels for FY2015.

¹²² Prepared by John Frittelli, Specialist in Transportation Policy, Resources, Science, and Industry Division.

Table 11. Coast Guard Operating (OE) and Acquisition (ACI) Sub-Account Detail, FY2014-FY2015

(budget authority in rounded millions of dollars)

Appropriation / Sub-Appropriation	FY2014	FY2015		
	Enacted	Request	House-Reported H.R. 4903	Senate-Reported S. 2534
Operating Expenses	7,012	6,750	6,864	6,985
Military pay and allowances	3,417	3,434	3,469	3,441
Civilian pay and benefits	783	787	782	782
Training and recruiting	206	198	198	198
Operating funds and unit level maintenance	1,035	992	996	1,004
Centrally managed accounts	319	335	336	336
Intermediate and depot level maintenance	1,013	1,004	1,085	1,011
St. Elizabeths Support	13	0	0	0
OCO / GWOT ^a	227	0	0	213
Acquisition, Construction, and Improvements	951	1,084	1,287	1,330
Vessels	743	803	884	1,044
Aircraft	28	68	187	68
Other Acquisition Programs	60	57	60	57
Shore Facilities and Aids to Navigation	5	41	41	41
Military Housing	0	0	0	6
Personnel and Related Support	115	115	115	115

Source: CRS analysis of FY2014 explanatory statement, FY2015 DHS congressional justifications, H.R. 4903, H.Rept. 113-481, S. 2534, and S.Rept. 113-198.

Notes: Table displays rounded numbers, but all operations were performed with unrounded data: therefore, amounts may not sum to totals.

- a. The Administration did not make a specific funding request for Overseas Contingency Operations until June 26, 2014, after the House Appropriations Committee had reported out its bill. The Administration requested a transfer of \$213 million from Navy Operations and Maintenance for USCG support of Operation Enduring Freedom.

Issues for Congress

Oil Spill Prevention

The Coast Guard's mission set includes oil spill prevention and response.

New drilling methods for extracting crude oil have led to a domestic oil boom. This has meant that some North American refineries that formerly processed oil arriving by ship from the Middle East, Africa, and Latin America now refine large quantities of domestic oil. Pipeline links between the new domestic oil fields and refineries are limited, so much of the crude oil moves by rail or on river barges, coastal barges, and tankers. For example, river tank barges are moving crude oil down the Illinois Waterway, Arkansas River, Ohio River, and Mississippi River to Gulf Coast refineries; the Columbia River to West Coast refineries; and the Hudson River to East Coast refineries. River barges are also moving crude oil along the Texas and Louisiana intracoastal waterway. Seagoing barges and tankers are moving oil from the Gulf Coast to refineries in the U.S. Northeast and eastern Canada, as well as through Puget Sound. In some waterways, the nature of petroleum traffic has changed from refined products to crude oil, or from foreign tankers to domestic barges, while other ports or waterways may be handling crude oil for the first time or have experienced a dramatic increase in the amount of crude oil they handle. As the nature and amount of crude oil movement on many U.S. waters has changed significantly in just the past two years,¹²³ Congress may wish to examine how the Coast Guard is responding. Potential questions include:

- Is the Coast Guard shifting safety resources to those ports and waterways that have experienced dramatic increases in crude oil traffic?
- Has the strong demand for U.S.-built tankers and barges called into service older vessels or more inexperienced crews?
- Has the Coast Guard instituted any new navigation rules to better separate traffic in harbors with a sudden increase in traffic?

Just as there has been a significant increase in the movement of crude oil by barge, the Coast Guard is in the process of establishing the new safety inspection regime for barges that Congress called for in 2004 (the Coast Guard and Maritime Transportation Act of 2004, P.L. 108-293, Section 415). This includes establishing structural standards for the vessel as well as standards for the number and qualifications of the crew. Section 409 of the 2004 Act also authorized the Coast Guard to evaluate an hours-of-service limit for crews on tugs that push barge tows. Congress has been concerned with the pace at which the Coast Guard is carrying out the directive on towing vessels. In the Coast Guard authorization Act of 2010 (P.L. 111-281, Section 701), Congress requested that all rulemakings related to oil pollution prevention, including towing vessel inspection, be finalized within 18 months of enactment (April 2012), but this deadline was not met and some final rules have yet to be issued as of November 2014.

¹²³ For further information on the Coast Guard's role in oil spill prevention and response, see CRS Report RL33705, *Oil Spills in U.S. Coastal Waters: Background and Governance*, by Jonathan L. Ramseur.

Other Energy-Related Marine Hazardous Materials

The drilling boom is raising challenges for the Coast Guard beyond the movement of crude oil. River barges may be involved in moving wastewater from hydraulic fracturing drilling sites. The Coast Guard is currently evaluating requirements under which river tows might be permitted to move this hazardous material.¹²⁴

Vastly increased natural gas production has led to the desire to export liquefied natural gas (LNG) by ship.¹²⁵ This involves converting existing import terminals to export terminals or building entirely new terminals. The Coast Guard provides a safety review of waterways intended for LNG transport. The Coast Guard also provides safety and security escorts for LNG tankers in U.S. harbors, which it describes as one of the most resource-intensive functions the Coast Guard performs. Vessel operators are examining LNG as a potential fuel source, especially since the United States established an Emissions Control Area around its coastline, requiring vessels to burn cleaner fuels. The Coast Guard is involved in establishing regulations specifying where LNG fuel tanks can most safely be placed aboard vessels as well as regulations for safe LNG fueling operations in ports.

The boom in domestic energy production is expected to increase domestic chemical production, as natural gas is the main feedstock for many chemical plants. If this occurs, some of these chemicals will likely be shipped in tank vessels, posing additional demands on Coast Guard resources.¹²⁶

Performance of the Coast Guard's Marine Safety Office

The Coast Guard's technical expertise in providing effective safety oversight of certain maritime operations was a concern of Congress several years ago.¹²⁷ The FY2009 Coast Guard budget request noted that "the Coast Guard is encountering serious stakeholder concern about our capacity to conduct marine inspections, investigations, and rulemaking."¹²⁸ At that time, Congress provided funds for additional Coast Guard civilian maritime inspectors. The Coast Guard acknowledged that its practice of regularly rotating staff geographically or by activity, as military organizations typically do, may hinder its ability to develop a cadre of staff with sufficient technical expertise in marine safety.¹²⁹ The number and quality of the Coast Guard's investigations and reports of marine accidents, as well as the lack of a "near-miss" reporting system, have been noted by the DHS Inspector General and other observers as missed

¹²⁴ For further information see CRS Report R43148, *An Overview of Unconventional Oil and Natural Gas: Resources and Federal Actions*, by Michael Ratner and Mary Tiemann. See also, 78 *Federal Register* 64905, October 30, 2013, and docket no. USCG-2013-0915 at <http://www.regulations.gov> to view comments filed.

¹²⁵ For further information see CRS Report R42074, *U.S. Natural Gas Exports: New Opportunities, Uncertain Outcomes*, by Michael Ratner et al.

¹²⁶ For a graph illustrating the recent increase in petroleum and chemicals transported on U.S. inland waterways, see <http://www.navigationdatacenter.us/wcsc/wcmpetrolchem.htm>.

¹²⁷ House Committee on Transportation and Infrastructure, Subcommittee on Coast Guard and Maritime Transportation, Hearing on Challenges Facing the Coast Guard's Marine Safety Program, July 27, 2007.

¹²⁸ Department of Homeland Security, *Congressional Budget Justification FY2009: United States Coast Guard*, p. CG-SC-5.

¹²⁹ See the 2007 report on the Coast Guard's marine safety mission by a retired Coast Guard vice admiral at <http://www.uscg.mil/hq/cg54/docs/VADM%20Card%20Report.pdf>.

opportunities to learn from past incidents.¹³⁰ In response to these criticisms, the agency revamped its safety program.¹³¹ Among other things, it created additional civilian safety positions, converted military positions into civilian ones, and developed a long-term career path for civilian safety inspectors and investigators.

Congress may inquire whether these changes have brought about the desired outcome. At an October 2011 meeting with the towing industry to discuss the multiyear effort to promulgate inspection regulations, towing operators complained about having to rehash the same issues with a “revolving door” of Coast Guard officials in charge of the rulemaking project.¹³² They also asserted that the Coast Guard was placing too much emphasis on a one-day-per-year inspection of vessels and equipment and not enough emphasis on human factors, the leading cause of marine accidents.

The President’s FY2015 budget request proposed reducing the Coast Guard’s marine safety mission by 18% or \$118 million and the agency’s marine environmental protection mission by 8% or \$19 million.¹³³ The House-reported bill included \$115 million more than the President requested for the Coast Guard’s operating expenses, and the Senate-reported bill recommended \$22 million more, but the accompanying reports focused on concerns about the drug interdiction mission rather than marine safety.¹³⁴

U.S. Secret Service¹³⁵

The U.S. Secret Service (USSS)¹³⁶ has two broad missions, criminal investigations and protection. Criminal investigation activities encompass financial crimes, identity theft, counterfeiting, computer fraud, and computer-based attacks on the nation’s financial, banking, and telecommunications infrastructure, among other areas. The protection mission is the most prominent, covering the President, Vice President, their families, and candidates for those offices, along with the White House and Vice President’s residence, through the Service’s Uniformed Division. Protective duties also extend to foreign missions in the District of Columbia and to designated individuals, such as the DHS Secretary and visiting foreign dignitaries.

¹³⁰ DHS, Office of Inspector General, *Marine Accident Reporting, Investigations, and Enforcement in the U.S. Coast Guard*, OIG-13-92, May 2013; http://www.oig.dhs.gov/assets/Mgmt/2013/OIG_13-92_May13.pdf.

¹³¹ U.S. Coast Guard, “Enhancing the Coast Guard’s Marine Safety Program,” September 25, 2007. See also *Coast Guard Proceedings*, Summer 2008, pp. 20-28, available at <http://www.uscg.mil/proceedings>.

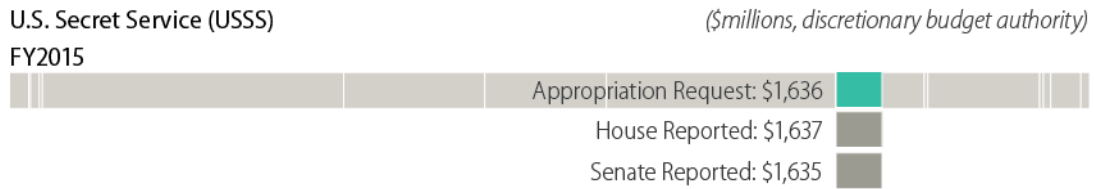
¹³² <http://www.regulations.gov/#!documentDetail;D=USCG-2006-24412-0095>

¹³³ Department of Homeland Security, U.S. Coast Guard, *Always Ready: United States Coast Guard, 2013 Performance Highlights, 2015 Budget in Brief* (Washington, DC, 2014), Table 2.

¹³⁴ H.Rept. 113-481, p. 75; S.Rept. 113-198, pp. 82-84.

¹³⁵ Prepared by Shawn Reese, Analyst in Emergency Management and Homeland Security Policy, Government and Finance Division.

¹³⁶ For more information, see CRS Report RL34603, *The U.S. Secret Service: History and Missions*, by Shawn Reese.



FY2015 Request

For FY2015, the Administration requested an appropriation of \$1,636 million for the USSS. The Administration requested approximately \$913 million for its protection mission, \$347 million for its investigation mission, and total of 6,572 FTE to meet its personnel needs.¹³⁷

House-Reported H.R. 4903

For FY2015, House-reported H.R. 4903 recommended an appropriation of \$1,637 million for the USSS. This is approximately \$52 million more than the USSS's FY2014 appropriation (\$1,585 million) and approximately \$1 million more than the Administration requested.¹³⁸

Senate-Reported S. 2534

For FY2015, Senate-reported S. 2534 recommended an appropriation of \$1,635 million for the USSS. This is \$1 million less than the Administration requested and approximately \$53 million more than the USSS's FY2014 appropriation.¹³⁹

¹³⁷ Department of Homeland Security, *Congressional Budget Justification FY2015: U.S. Secret Service, Salaries and Expenses* (Washington, DC, 2014), p. 3.

¹³⁸ H.Rept. 113-481, p. 84.

¹³⁹ S.Rept. 113-198, p. 95.

Table 12. Budget Authority for the U.S. Secret Service, FY2013-FY2014
(budget authority in rounded millions of dollars)

Appropriation / Sub-Appropriation	FY2014	FY2015		
	Enacted	Request	House- Reported H.R. 4903	Senate- Reported S. 2534
Salaries and Expenses	1,533	1,586	1,587	1,585
Protection	920	973	965	965
<i>Protection of persons and facilities</i>	848	875	868	868
<i>Protective intelligence activities</i>	67	68	68	68
<i>National Special Security Events</i>	5	5	5	5
<i>Presidential candidate nominee protection</i>		26	26	26
Investigations	368	375	381	376
<i>Domestic field operations</i>	329	341	338	333
<i>International Field Office Administration, Operations and Training</i>	31	34	34	34
<i>Forensic Support to the National Center for Missing and Exploited Children</i>	8	0	8	8
Headquarters, Management and Administration	189	186	185	188
Information Integration and Technology Transformation	1	1	1	1
James J. Rowley Training Center	55	56	55	55
Acquisition, Construction, and Improvements	52	50	50	50
Facilities	5	5	5	5
Information Integration and Technology Transformation	46	45	45	45
Total	1,585	1,636	1,637	1,635

Sources: CRS analysis of the FY2015 DHS congressional justifications, H.Rept. 113-481, and S.Rept. 113-198.

Note: Table displays rounded numbers, but all operations were performed with unrounded data: therefore, amounts may not sum to totals.

Issues for Congress

Allegations of Misconduct and Poor Performance

Two potential ongoing issues for Congress concerning the USSS are the recurring allegations of misconduct within USSS, and the USSS's mishandling of its "protection of persons and facilities" mission.

The House Appropriations Committee stated in the report accompanying the DHS appropriations bill that it was "deeply disappointed by recurring allegations of misconduct within the Secret Service," and withheld \$20 million from their management budget until the Service submits a report providing evidence that the USSS "has sufficiently reviewed its professional standards of conduct; issued new guidance for the procedures and conduct of employees when engaged in overseas operations and protective missions; and instituted a zero-tolerance policy consistent with the agency's critical missions and unique position of public trust."¹⁴⁰

On September 19, 2014, a person gained unauthorized entrance into the White House after climbing the fence. The House Oversight and Government Reform Committee held a hearing entitled "White House Perimeter Breach: New Concerns about the Secret Service," on September 30, 2014, which addressed this breach and previous incidents.¹⁴¹ The committee inquired whether deficient procedures, insufficient training, personnel shortages, or low morale contributed to these security breaches. Later that same day, it became public that earlier in the year a private security contractor at a federal facility, while armed, was allowed to share an elevator with the President during a site visit, in violation of USSS security protocols. USSS Director Julia Pierson resigned the next day.¹⁴²

National Special Security Events

Aside from its specific mandated protection and investigation assignments, USSS is responsible for security activities at National Special Security Events (NSSE),¹⁴³ which include the major party quadrennial national conventions as well as international conferences and events held in the United States. The NSSE designation by the President gives the USSS authority to organize and coordinate security arrangements involving various law enforcement units from other federal agencies and state and local governments, as well as from the National Guard.

Not all major national events with DHS security involvement are NSSEs, or led by the USSS: for example, for Super Bowl XLVIII, which was not an NSSE, 13 federal offices in addition to at

¹⁴⁰ H.Rept. 113-481, p. 86.

¹⁴¹ U.S. Congress, House Committee on Oversight and Government Reform, *White House Perimeter Breach: New Concerns about the Secret Service*, 113th Cong., 2nd sess., September 30, 2014.

¹⁴² Carol D. Leonnig and David Nakamura, "Julia Pierson Resigns as Secret Service Director After Series of Security Lapses," *Washington Post*, October 1, 2014, at http://www.washingtonpost.com/politics/julia-pierson-resigns-as-secret-service-director/2014/10/01/ea39a396-499f-11e4-891d-713f052086a0_story.html.

¹⁴³ For more information, see CRS Report R43522, *National Special Security Events: Fact Sheet*, by Shawn Reese.

least four components of DHS assisted with security, with an Immigration and Customs Enforcement agent serving as the Federal Coordinating Officer.¹⁴⁴

Title III: Protection, Preparedness, Response, and Recovery

Title III of the DHS appropriations bill contains the appropriations for the National Protection and Programs Directorate (NPPD), the Office of Health Affairs (OHA), and the Federal Emergency Management Agency (FEMA). The Administration requested \$5,611 million for these accounts in FY2015, a decrease of \$341 million below the FY2014 enacted level. The House-reported bill included \$5,902 million, an increase of 5.2% above the requested level and 0.8% below FY2014. The Senate-reported bill included \$5,980 million, an increase of 6.6% above the requested level and 0.5% above FY2014.

In addition, both House- and Senate-reported bills included \$6,438 million for disaster relief as the Administration requested. This amount is offset by an adjustment under the Budget Control Act (BCA).

Table 15 lists the enacted amounts for the individual components of Title III for FY2014, the Administration's request for these components for FY2015, and the House- and Senate-reported appropriations for the same.

Table 13. Title III: Protection, Preparedness, Response, and Recovery, FY2014-FY2015
(budget authority in rounded millions of dollars)

Component / Appropriation	FY2014	FY2015		
	Enacted	Request	House-Reported H.R. 4903	Senate-Reported S. 2534
National Protection and Programs Directorate				
Management and Administration	56	66	64	65
Infrastructure Protection and Information Security	1,187	1,198	1,139	1,213
Federal Protective Service ^a	[1,302]	[1,343]	[1,343]	[1,343]
Office of Biometric Identity Management	227	252	250	249
Appropriation	1,471	1,515	1,454	1,527
Fees, Mandatory Spending, and Trust Funds	1,302	1,343	1,343	1,343
Total Budgetary Resources	2,772	2,858	2,797	2,869

¹⁴⁴ McLees, Andrew, "Securing Super Bowl XLVIII," blog post on the Department of Homeland Security website, January 29, 2014, at <https://www.dhs.gov/blog/2014/01/29/securing-super-bowl-xlvi>.

Component / Appropriation	FY2014	FY2015		
	Enacted	Request	House-Reported H.R. 4903	Senate-Reported S. 2534
Office of Health Affairs				
Appropriation	127	126	128	125
Fees, Mandatory Spending, and Trust Funds	0	0	0	0
Total Budgetary Resources	127	126	128	124
Federal Emergency Management Agency				
Salaries and Expenses	947	925	913	936
Grants and Training	2,530	2,225	2,530	2,530
Radiological Emergency Preparedness	-1	-2	-2	-2
U.S. Fire Administration	44	41	44	44
Disaster Relief Fund	595	596	596	596
Total Disaster Relief Funding ^b	[6,221]	[7,033]	[7,033]	[7,033]
Flood Hazard Mapping and Risk Analysis	95	84	94	100
National Flood Insurance Fund ^a	[176]	[179]	[179]	[179]
Pre-disaster Mitigation Fund	25	0	25	25
Emergency Food and Shelter	120	100	120	100
Appropriation	4,354	3,970	4,320	4,329
Fees, Mandatory Spending, and Trust Funds	3,864	4,538	4,538	4,538
Disaster Relief Adjustment	5,626	6,438	6,438	6,438
Total Budgetary Resources	13,845	14,946	15,297	15,305
Net Discretionary Budget Authority: Title III	5,952	5,611	5,902	5,980
Total Budgetary Resources for Title III Components before Transfers	16,744	17,929	18,221	18,299


Sources: CRS analysis of FY2014 explanatory statement, FY2015 DHS congressional justifications, H.R. 4903, H.Rept. 113-481, S. 2534, and S.Rept. 113-198.

Notes: Table displays rounded numbers, but all operations were performed with unrounded data: therefore, amounts may not sum to totals.

- a. This line is wholly offset by fees, and therefore does not add to the total appropriation.
- b. This line is a subtotal of the “Disaster Relief Fund” line, which is included in the “Appropriation” line, and the “Disaster Relief Adjustment” line, which is not.

National Protection and Programs Directorate (NPPD)¹⁴⁵

The National Protection and Programs Directorate (NPPD) was formed by the Secretary for Homeland Security in response to the Post-Katrina Emergency Management Reform Act of 2006. The Directorate includes the Office of the Under Secretary for NPPD and accompanying administrative support functions (budget, communications, etc.), the Office of Infrastructure Protection and the Office of Cybersecurity and Communications, the latter including the National Cyber Security Division, the National Communications System, and the Office of Emergency Communications.



Information Protection and Infrastructure Security

The programmatic activities of the Office of Infrastructure Protection and the Office of Cybersecurity and Communications are supported by the Infrastructure Protection and Information Security Program (IPIS). The IPIS program can be further broken down into activities related to infrastructure protection, cybersecurity, and communications.

FY2015 Request

The administration requested \$1,198 million for IPIS. The request amounted to a net \$11 million increase over the \$1,187 million enacted for FY2014, or just below 1%. A review of **Table 14** reveals two primary budgetary increases at the program, project, and activity (PPA) level: Next Generation Networks (\$49 million) and Infrastructure Security Compliance (\$6 million). The NPPD planned to use the additional \$49 million for Next Generation Networks to maintain the number of wireless carriers that can provide Priority Telecommunication Services by transitioning the Wireless Priority Services infrastructure to Internet-based technologies.¹⁴⁶ The Infrastructure Security Compliance PPA supports implementation of the Chemical Facility Anti-Terrorism Standards (CFATS). NPPD would use the additional \$6 million to create ten additional permanent positions and to develop technologies that would allow for electronic submission of facility data, control the access and use of that data, record inspection data, and monitor workflow.¹⁴⁷

¹⁴⁵ Prepared by John D. Moteff, Specialist in Science and Technology Policy, Resources, Science, and Industry Division.

¹⁴⁶ Department of Homeland Security. *Congressional Budget Justification FY2015: National Protection and Programs Directorate, Infrastructure Protection and Information Security* (Washington, DC, 2014), p. 5.

¹⁴⁷ *Ibid.*, pp. 29-31.

These increases were offset by budgetary decreases in a number of the other PPAs, the largest decrease being in the Federal Network Security PPA (-\$28 million). The Federal Network Security PPA supports DHS efforts to improve network security across the federal government and to assure agency compliance with federal standards. Most of the \$28 million reduction resulted from a drop in funds for continuous diagnostic and monitoring (-\$25 million).¹⁴⁸ However, this drop in funding reflected a shift from the procurement of continuous diagnostic and monitoring sensors to operation and maintenance of the technology.¹⁴⁹

The budget request also would have reduced the Global Cybersecurity Management PPA by \$8 million below the FY2014 enacted amount, primarily through reductions in DHS support of cybersecurity education (from \$16 million to \$8 million).¹⁵⁰ This included a \$5 million reduction in support for DHS Cyber Innovation Centers and a \$3 million decrease in DHS support for the National Initiative for Cybersecurity Education (NICE).¹⁵¹

The PPA structure in **Table 14** does not reveal all of the programmatic increases and decreases in the IPIS request. Of note, the Administration requested an additional \$6 million to support the Cybersecurity Framework developed by the National Institute of Standards and Technology (NIST), in response to Executive Order (EO) 13636, *Improving Critical Infrastructure Cybersecurity*.¹⁵² The Cybersecurity Framework includes efforts to promote the voluntary implementation of cybersecurity standards by private-sector owners and operators of critical infrastructure assets. The Administration also requested an additional \$3 million to expand the Enhanced Cybersecurity Services program.¹⁵³ Enhanced Cybersecurity Services transfers federal security technologies to firms that provide commercial Internet service. The request partially offset these increases with a \$2 million reduction in Sector Specific Agency Management (within the Sector Management and Governance PPA).¹⁵⁴

The Administration also requested an increase of \$8 million to support other activities called for in Presidential Policy Directive 21, *Critical Infrastructure Security and Resilience*. Of the \$8 million, \$5 million would have gone toward additional Regional Risk Assessments with a focus on identifying cascading risks, \$3 million for Infrastructure Design and Support, and \$1 million to maintain current operations of the National Coordination Center (NCC).¹⁵⁵ Infrastructure Design and Support promotes the development and use of construction standards and best practices aimed at improving the resiliency of critical infrastructure assets. The additional funds for the NCC, a 24x7 incident response center for the telecommunications sector, covers the loss of Department of Defense and Defense Intelligence Agency personnel deployed at the NCC.¹⁵⁶ These increases would have been partially offset by \$3 million reduction in Site Assessment

¹⁴⁸ Ibid., p. 38.

¹⁴⁹ Ibid., p. 44.

¹⁵⁰ Ibid., p. 56.

¹⁵¹ Ibid., pp. 100-101.

¹⁵² Ibid., p. 91.

¹⁵³ Ibid., p. 92.

¹⁵⁴ Ibid., pp. 5, 92.

¹⁵⁵ Ibid., pp. 95-96.

¹⁵⁶ Ibid., pp. 95-96.

Visits and a \$3 million reduction in DHS support to non-lead agencies that sit on the various public-private infrastructure protection councils.¹⁵⁷

House-Reported H.R. 4903

The House Appropriations Committee approved \$1,139 million for the IPIS program, \$59 million below the amount requested. The House Appropriations Committee attributed much of this reduction to FY2015 spending caps associated with the National Defense Budget Function, of which the IPIS is a part.¹⁵⁸ As a result the committee's recommendation did not include the increase sought by the Administration for the Next Generation PPA (\$49 million).¹⁵⁹ The House report also recommended reducing support for vulnerability assessments by \$3 million (part of the Infrastructure Analysis PPA), and would have reduced the Regional Field Operations and Infrastructure Security Compliance PPAs by \$4 million each. The latter two reductions reflect, in part, House concern over the reported misuse of uncontrolled overtime pay for Protective Security Advisors and Chemical Security Inspectors.¹⁶⁰ The House Appropriations Committee, however, did partially fund the increases sought by the Administration to automate the compliance process. The House report also included language instructing the Department to work with its industry partners in developing the CFATS Personnel Surety Program performance-based requirement, designed to vet personnel at covered chemical facilities and not to mandate a process if a covered facility meets those requirements with existing vetting processes.

The slight net reduction in Network Security Deployment PPA included an \$8 million reduction to better align with a delayed acquisition schedule for EINSTEIN 3 hardware and software.¹⁶¹ The House report also encouraged the Department to explore new capabilities in detecting malicious traffic and asked for a report outlining the steps being taken to engage the private sector and Federally Funded Research and Development Centers to better understand the evolving cyber-related threats and technical opportunities to counter them, including behavioral analysis and zero-day threat detection.¹⁶²

Senate-Reported S. 2534

The Senate Appropriations Committee recommended a total of \$1,213 million for the IPIS program, \$15 million above what the Administration requested.¹⁶³ The committee recommended nearly the requested amount for the Next Generation PPA. It also recommended an increase in the Global Cybersecurity PPA, primarily replacing funding for cybersecurity education efforts that the Administration reduced.

In regard to Infrastructure Protection, the committee recommended an additional \$2 million above what was requested for the Office of Bombing Prevention.¹⁶⁴ It also directed the

¹⁵⁷ Ibid., p. 96.

¹⁵⁸ H.Rept. 113-481, p. 88.

¹⁵⁹ Ibid., p. 93

¹⁶⁰ Ibid., p. 90.

¹⁶¹ Ibid., p. 93.

¹⁶² Ibid., p. 93

¹⁶³ S.Rept. 113-198, p. 98.

¹⁶⁴ Ibid., p. 101.

department to fully fund training for personnel in charge of public safety at large venue events and to brief the committee on new sensing technologies to enhance building security and resilience.¹⁶⁵ The committee largely supported the increase in funding sought for CFATS implementation. Like the House Appropriations Committee, the Senate Appropriations Committee expressed concerns about reported misuse of uncontrolled overtime and the potential for overburdening industry partners as the department develops its Personnel Surety Program. The committee also encouraged the department to consider the role that chemical neutralization technologies can play in responding to risks at chemical facilities.¹⁶⁶

In regard to cybersecurity, the Senate Appropriations Committee directed the department to review and report on the availability and benefit of using cybersecurity personnel and facilities outside the National Capital Region to meet federal and national cybersecurity needs.¹⁶⁷ The committee also encouraged the department to expand the Enhanced Cybersecurity Services effort to include state and local governments and to report on the current and expected growth of state and local government need for those services.¹⁶⁸ As mentioned above, the committee rejected the Administration's request to reduce cybersecurity training funding in the Global Cybersecurity Management PPA and recommended that no less than \$16 million be allocated to support those activities.¹⁶⁹

In regard to communications, the committee provided nearly full funding, as requested, for the Next Generation Networks PPA.

Table 14 outlines the FY2014 and proposed FY2015 funding levels for each PPA within the IPIS program.

Table 14. Budget Authority for Infrastructure Protection and Information Security, FY2014-FY2015

(budget authority in rounded millions of dollars)

Appropriation / Sub-Appropriation	FY2014	FY2015		
	Enacted	Request	House- reported H.R. 4903	Senate- reported S. 2534
Infrastructure Protection	263	271	263	275
Infrastructure Analysis and Planning	63	64	61	68
Sector Management and Governance	63	63	65	63
Regional Field Operations	57	57	53	57
Infrastructure Security Compliance	81	87	83	87

¹⁶⁵ Ibid., p. 102.

¹⁶⁶ Ibid., p.103.

¹⁶⁷ Ibid., p. 104.

¹⁶⁸ Ibid., p. 105.

¹⁶⁹ Ibid., p. 105.

Appropriation / Sub-Appropriation	FY2014	FY2015		
	Enacted	Request	House-reported H.R. 4903	Senate-reported S. 2534
Cybersecurity	792	746	746	757
Cybersecurity Coordination	4	4	4	4
US-CERT Operations	102	99	99	99
Federal Network Security	200	172	171	171
Network Security Deployment	382	378	378	378
Global Cybersecurity Management	26	18	18	26
Critical Infrastructure Cyber Protection and Awareness	73	71	71	74
Business Operations	5	6	6	6
Communications	131	180	131	181
Office of Emergency Communications	37	36	36	37
Priority Telecommunications Services	53	53	53	53
Next Generation Networks	21	70	21	70
Programs to Study and Enhance Telecommunications	10	10	10	10
Critical Infrastructure Protection	9	10	10	10
Total, Infrastructure Protection and Information Security	1,187	1,198	1,139	1,213

Source: CRS analysis of FY2014 explanatory statement, FY2015 DHS congressional justifications, H.R. 4903, H.Rept. 113-481, S. 2534, and S.Rept. 113-198.

Note: Table displays rounded numbers, but all operations were performed with unrounded data: therefore, amounts may not sum to totals.

Issues for Congress

Congressional interest in the Infrastructure Security Compliance PPA, in particular the effectiveness of DHS's efforts to implement the Chemical Facility Anti-Terrorism Standards (CFATS) program, is expected to continue. The NPPD budget request included additional funds for this effort. The Senate supported this request; the House reduced it. Both committees expressed some concern about reported misuse of uncontrolled overtime for inspectors. For additional information related to the implementation of the program, see CRS Report R43346, *Implementation of Chemical Facility Anti-Terrorism Standards (CFATS): Issues for Congress*, by Dana A. Shea. Also, DHS's authority to regulate chemical facilities with the CFATS program was

set to expire in October 2014, but Section 128 of P.L. 113-164, the Continuing Appropriations Resolution, 2015, extended the authority through December 11, 2014. For a discussion of the broader issues associated with renewing this authority, see CRS Report R42918, *Chemical Facility Security: Issues and Options for the 113th Congress*, by Dana A. Shea.

Congressional interest in cybersecurity is also expected to continue. A detailed discussion of cybersecurity-related legislation introduced in the 113th Congress and how those bills might impact the IPIS program is beyond the scope of this report. For a discussion of some of the bills introduced, see CRS Report R42114, *Federal Laws Relating to Cybersecurity: Overview and Discussion of Proposed Revisions*, by Eric A. Fischer. Also see CRS Report R42984, *The 2013 Cybersecurity Executive Order: Overview and Considerations for Congress*, by Eric A. Fischer et al., for a discussion of E.O. 13636, the implementation of which is supported by a number of IPIS programs.

The administration's request for a reduction in funding for cybersecurity education activities may also raise issues for Congress. These, along with a reduction in support for the Multi-State Information Security and Analysis Center, are characterized in the budget justification as reductions in cybersecurity support for state, local, tribal, and territorial governments.¹⁷⁰ The Senate Appropriations Committee expressly rejected the Administration's cuts to DHS support for cybersecurity education efforts.¹⁷¹ The House Appropriations Committee stated that it expected the department to coordinate its reduction in support for the Multi-State Information Security and Analysis Center with replacement funding.¹⁷²

The House and Senate Appropriations Committees will also have to reconcile their differences on support for Next Generation priority wireless program. The administration requested a \$49 million increase for that effort. The Senate committee recommended nearly the requested amount. The House, citing the need to conform to discretionary spending limits, did not provide the additional funds.

Federal Protective Service¹⁷³

The Federal Protective Service (FPS), within the National Protection and Programs Directorate (NPPD),¹⁷⁴ is responsible for the protection and security of federal property, personnel, and federally owned and leased buildings.¹⁷⁵ In general, FPS operations focus on security and law enforcement activities that reduce vulnerability to criminal and terrorist threats. FPS protection and security operations include all-hazards based risk assessments; emplacement of criminal and terrorist countermeasures, such as vehicle barriers and closed-circuit cameras; law enforcement response; assistance to federal agencies through Facility Security Committees; and emergency and safety education programs. FPS also assists other federal agencies, such as the U.S. Secret

¹⁷⁰ Department of Homeland Security, *Congressional Budget Justification FY2015: National Protection and Programs Directorate, Infrastructure Protection and Information Security* (Washington, DC, 2014), pp. 100-101.

¹⁷¹ S.Rept. 113-198, p. 105.

¹⁷² H.Rept. 113-481, p. 94.

¹⁷³ Prepared by Shawn Reese, Analyst in Emergency Management and Homeland Security Policy, Government and Finance Division.

¹⁷⁴ FPS was transferred to NPPD from ICE following the enactment of the FY2010 DHS appropriations, P.L. 111-83.

¹⁷⁵ 40 U.S.C. 1315.

Service (USSS) at National Special Security Events (NSSE), with additional security.¹⁷⁶ FPS is the lead “Government Facilities Sector Agency” for the National Infrastructure Protection Plan (NIPP).¹⁷⁷ Currently, FPS employs 1,372 FTEs and trains and monitors over 15,000 contract security guards.¹⁷⁸

FY2015 Request

The President’s FY2015 budget request included 1,371 FTEs and \$1,343 million for FPS. This was same amount that FPS received in FY2014. FPS does not receive a typical appropriation, but instead has a budget wholly offset by security fees charged to GSA building tenants in FPS-protected buildings and facilities. Of the total funding projected in the request, \$276 million in fees would be collected for basic security operations, \$601 million for building-specific security operations, and \$466 million for reimbursable agency-specific security.¹⁷⁹

House-Reported H.R. 4903 and Senate-Reported S. 2534

Both House and Senate appropriations committee reports included a recommendation for the requested amount of \$1,343 million for FPS. While the House committee report did not include a specific recommendation for funding levels for basic security, building-specific security, or reimbursable agency-specific security funding levels, the Senate committee report made recommendations that mirrored the Administration’s proposal.

Issues for Congress

Congress may wish to continue its oversight of federal facility security generally, and the FPS specifically. One issue is FPS’s continued challenges in training and monitoring its contract security guards. The Government Accountability Office (GAO) states that FPS continues to face challenges ensuring that its contract security guards have been properly trained and certified before being deployed to federal facilities. In its December 2013 report, GAO found that FPS is challenged in providing active shooter response and screener training. As a result, GAO found that FPS has limited assurance that contract security guards at federal facilities are prepared to respond to active shooter incidents; and that contract security guards may be using screening equipment without proper training.¹⁸⁰

¹⁷⁶ For information on NSSEs, see CRS Report R43522, *National Special Security Events: Fact Sheet*, by Shawn Reese.

¹⁷⁷ For Information on the NIPP, see http://www.dhs.gov/xprevprot/programs/editorial_0827.shtm.

¹⁷⁸ Department of Homeland Security, *Congressional Budget Justification FY2015: National Protection and Programs Directorate, Federal Protective Service* (Washington, DC, 2014), p. 2.

¹⁷⁹ *Ibid.*, p. 3. Reimbursable agency-specific security revenue is funding via a reimbursable agreement between FPS and another federal agency for the occupants of federally owned or leased facilities requiring the same services provided as part of building-specific security, but provided to an individual customer.

¹⁸⁰ U.S. Government Accountability Office, *Homeland Security: Federal Protective Service Continues to Face Challenges with Contract Guards and Risk Assessments at Federal Facilities*, GAO-14-235T, December 17, 2013, p. 2, <http://www.gao.gov/assets/660/659744.pdf>.

Office of Biometric Identity Management (OBIM)

The Office of Biometric Identity Management is responsible for collecting, maintaining, and sharing biometric data with DHS's partners. As part of this mission, it maintains the Automated Biometric Identification System (IDENT)—DHS's central repository for biometric data.

FY2015 Request

The Administration requested \$252 million for OBIM in FY2015, \$24 million (10.8%) more than it received in FY2014.

House-Reported H.R. 4903

The House Appropriations Committee approved \$250 million for OBIM, more than \$1 million (0.5%) below the amount requested, but \$23 million (10.1%) more than OBIM received in FY2014. The committee report recommended full funding for IDENT improvements, but noted “architectural limitations” of the IDENT system, and directed OBIM to submit a plan for its replacement no later than 120 days after enactment.¹⁸¹ The report further noted that the plan should include the IDENT requirements for supporting a planned biometric entry-exit system.¹⁸²

Senate-Reported S. 2534

The Senate Appropriations Committee approved \$249 million for OBIM program, more than \$2 million (1.0%) below the amount requested, but \$22 million (9.7%) more than OBIM received in FY2014. The report noted the committee's strong support for IDENT modernization, citing budget constraints as the cause for the reduction.¹⁸³

The Senate-reported bill continued to carry a general provision requiring that a management and investment plan justifying current and future requirements for OBIM be submitted with the FY2016 budget request.¹⁸⁴

Office of Health Affairs¹⁸⁵

The Office of Health Affairs (OHA) has operational responsibility for several programs, including the BioWatch program, the National Biosurveillance Integration Center (NBIC), and the department's occupational health and safety programs.¹⁸⁶ OHA also coordinates or consults on DHS programs that have a public health or medical component; these include FEMA operations, homeland security grant programs, and medical care provided at ICE detention facilities.

¹⁸¹ H.Rept. 113-481, pp. 95-96.

¹⁸² Title I of the House-reported bill provided that, within 30 days of enactment, the Secretary must submit a comprehensive plan for implementation of the biometric entry and exit data system, including estimated implementation costs.

¹⁸³ S.Rept. 113-198, p. 108.

¹⁸⁴ S. 2534, pp. 74-74 (Sec. 545).

¹⁸⁵ Prepared by Sarah A. Lister, Specialist in Public Health and Epidemiology, Domestic Social Policy Division.

¹⁸⁶ DHS, Office of Health Affairs, http://www.dhs.gov/xabout/structure/editorial_0880.shtm.

Office of Health Affairs (OHA)

(\$millions, discretionary budget authority)

FY2015

			Appropriation Request: \$126	
			House Reported: \$128	
			Senate Reported: \$125	

FY2015 Request

The Administration requested \$126 million for OHA for FY2015, about \$1 million less than the amount appropriated for FY2014. The proposed allocation among OHA's activities was \$85 million for the BioWatch program; \$8 million for NBIC; almost \$1 million for the Chemical Defense Program; \$5 million for Planning and Coordination (under which leadership and coordination activities are implemented); and \$27 million for Salaries and Expenses.¹⁸⁷

House-Reported H.R. 4903

The House Appropriations Committee recommended \$128 million for OHA for FY2015, \$2 million above the amount requested and \$1 million above the FY2014 level. The committee proposed \$87 million for the BioWatch program; \$9 million for NBIC; almost \$1 million for the Chemical Defense Program; \$5 million for Planning and Coordination (under which leadership and coordination activities are implemented); and \$26 million for Salaries and Expenses.¹⁸⁸

Senate-Reported S. 2534

The Senate Appropriations Committee recommended \$125 million for OHA for FY2015, \$1 million below the amount requested and \$2 million below the FY2014 level. The committee proposed \$85 million for the BioWatch Program; \$8 million for NBIC; almost \$1 million for the Chemical Defense Program, \$5 million for Planning and Coordination, and \$26 million for Salaries and Expenses.¹⁸⁹

Table 15 presents the enacted funding amounts for OHA components for FY2014, the Administration's request for FY2015, and the House- and Senate-reported numbers for the same.

Table 15. Office of Health Affairs, FY2014-FY2015

(budget authority in rounded millions of dollars)

Sub-Appropriation	FY2014	FY2015		
	Enacted	Request	House-reported H.R. 4903	Senate-reported S. 2534
BioWatch	85	85	87	85

¹⁸⁷ Department of Homeland Security, *Congressional Budget Justification FY2015: Office of Health Affairs* (Washington, DC, 2014), p. 4.

¹⁸⁸ H.Rept. 113-481, p. 96.

¹⁸⁹ S.Rept. 113-198, p. 109.

Sub-Appropriation	FY2014	FY2015		
	Enacted	Request	House-reported H.R. 4903	Senate-reported S. 2534
National Biosurveillance Integration Center	10	8	9	8
Chemical Defense	1	1	1	1
Planning and Coordination	5	5	5	5
Salaries and Expenses	26	27	26	26
Total OHA budget authority	127	126	128	125

Sources: CRS analysis of FY2014 explanatory statement; FY2015 DHS congressional justifications; H.R. 4903 and H.Rept. 113-481; S. 2534, and S.Rept. 113-198.

Issues for Congress

BioWatch: Effectiveness and Deployment

The BioWatch program deploys sensors in more than 30 large U.S. cities to detect the possible aerosol release of a bioterrorism pathogen, in order that medications could be distributed before exposed individuals became ill. Operation of BioWatch accounts for most of OHA's budget. The program had sought for several years to deploy more sophisticated autonomous sensors (so-called "Generation-3" or "Gen-3" sensors) that could detect airborne pathogens in a few hours, rather than the day or more that is currently required. However, GAO stated in 2012 that "BioWatch Gen-3 has a history of technical and management challenges," and recommended that OHA evaluate the BioWatch mission need and alternatives for Gen-3 procurements before proceeding further with Gen-3 deployment.¹⁹⁰

Gen-3 development and procurement was the subject of an investigation by the House Committee on Energy and Commerce in 2013.¹⁹¹ Also in 2013, the House Committee on Appropriations noted that OHA had paused its Gen-3 procurement activities while conducting an analysis of alternatives (AoA).¹⁹² In the statement accompanying FY2014 appropriations, the Appropriations Committees directed OHA to brief them by January 31, 2014, on the results of the AoA.¹⁹³

The budget request for FY2015 would sustain current BioWatch operations, and does not include funding for Gen-3 system development or procurement.¹⁹⁴ In late April 2014, DHS announced the

¹⁹⁰ U.S. Government Accountability Office, *Biosurveillance: DHS Should Reevaluate Mission Need and Alternatives before Proceeding with BioWatch Generation-3 Acquisition*, GAO-12-810, September 10, 2012, p. 3, at <http://www.gao.gov/products/GAO-12-810>.

¹⁹¹ See for example U.S. Congress, House Energy and Commerce, Oversight and Investigations, "Oversight and Investigations Subcommittee Continues Investigation of BioWatch and Surveillance of Bioterrorism," hearing, 113th Cong., 1st sess., June 18, 2013, at <http://energycommerce.house.gov/press-release/oversight-and-investigations-subcommittee-continues-investigation-biowatch-and-surveillance-of-bioterrorism>.

¹⁹² H.Rept. 113-91, p. 91.

¹⁹³ Explanatory Statement, *Congressional Record*, vol. 160 (January 15, 2014), p. H935.

¹⁹⁴ Department of Homeland Security. *Congressional Budget Justification FY2015: Office of Health Affairs* (continued...)

cancellation of its plans for Gen-3 system acquisition, following a review of the AoA and other studies.¹⁹⁵ DHS said, however, that it “continues to actively look for future technologies that will further enhance our ability to detect biological threats.”¹⁹⁶

In light of the Gen-3 cancellation, the House Appropriations Committee recommended a \$2 million increase above the FY2014 amount for BioWatch, to be used to replace aging Gen-2 equipment. The Committee urged continued efforts by OHA and the S&T Directorate to enhance BioWatch capability in the future.¹⁹⁷

The Senate Appropriations Committee recommended the amount requested for BioWatch, and also urged OHA to continue its efforts to enhance future BioWatch capability.¹⁹⁸

Unaccompanied Alien Children

The Senate Appropriations Committee commented in its report that OHA staff have been involved in providing direct medical care to some of the recent wave of undocumented and unaccompanied alien children entering the United States. As this is not within OHA’s mission, the Committee urged OHA to work with CBP and ICE to improve the ability of the latter two agencies to assure the provision of direct medical care in the future.¹⁹⁹

Federal Emergency Management Agency (FEMA)

The primary mission of the Federal Emergency Management Agency (FEMA) is to reduce the loss of life and property, and protect the nation from all hazards. It is responsible for leading and supporting the nation’s preparedness for manmade and natural disasters through a risk-based and comprehensive emergency management system of preparedness, protection, response, recovery, and mitigation.²⁰⁰

FEMA executes its mission through a number of activities. It provides incident response, recovery, and mitigation assistance to state and local governments, primarily appropriated through the Disaster Relief Fund (DRF) and the Pre-Disaster Mitigation Fund. It also supports disaster preparedness through a series of homeland security and emergency management grant programs.

(...continued)

(Washington, DC, 2014), p. 7. Funding was also not requested or provided for Gen-3 activities for FY2014.

¹⁹⁵ DHS, “Cancellation of the BioWatch Autonomous Detection Technology Acquisition,” spot report, April 24, 2014. See also David Willman, “Homeland Security Cancels Plans for New BioWatch Technology,” *Los Angeles Times*, April 25, 2014.


¹⁹⁶ Ibid.

¹⁹⁷ H.Rept. 113-481, pp. 96-97.

¹⁹⁸ S.Rept. 113-198, pp. 109-110.

¹⁹⁹ S.Rept. 113-198, p. 111.

²⁰⁰ For a full description of FEMA’s mission and authorities, see 6 U.S.C. §§314-315, which are Sections 503 and 504 of the Homeland Security Act of 2002, as amended. See also the Robert T. Stafford Disaster Relief and Emergency Assistance Act (P.L. 93-288, as amended); Title V of the Homeland Security Act of 2002 (P.L. 107-296, 6 U.S.C. §§311-321, as amended); and the Post-Katrina Emergency Management Reform Act of 2006 (P.L. 109-295, 6 U.S.C. §§700-797).



FY2015 Request

The Administration requested a total discretionary appropriation of \$3,970 million in net budget authority for FEMA for FY2015, a decrease of \$385 million (8.8%) from the enacted FY2014 level of \$4,354 million. In addition, the Administration requested an additional \$6,438 million for the DRF, paid for by an adjustment to the discretionary spending limit under a mechanism established by the Budget Control Act. This adjustment, which is \$811 million above the additional funding provided for the DRF pursuant to major disaster declarations in FY2014, is discussed more in detail below and earlier in the report.

House-Reported H.R. 4903

House-reported H.R. 4903 included a total discretionary appropriation of \$4,320 million for FEMA for FY2015, an increase of \$351 million (8.8%) from the President's request and an decrease of \$35 million (0.8%) from FY2014.

Senate-Reported S. 2534

Senate-reported S. 2534 included a total discretionary appropriation of \$4,329 million for FEMA for FY2015, an increase of \$359 million (9.0%) from the President's request and a decrease of \$26 million (0.6%) from FY2014.

DHS State and Local Preparedness Grants²⁰¹

State and local governments have primary responsibility for most domestic public safety functions. When facing difficult fiscal conditions, state and local governments may reduce resources allocated to public safety and, consequently, homeland security preparedness, due to increasing pressure to address tight budgetary constraints and fund competing priorities. Since state and local governments fund the largest percentage of public safety expenditures, this may have a significant impact on the national preparedness level.

Prior to 9/11, three federal grant programs were available to state and local governments to address homeland security: the State Domestic Preparedness Program administered by the Department of Justice, the Emergency Management Performance Grant (EMPG) administered by the Federal Emergency Management Agency (FEMA), and the Metropolitan Medical Response System (MMRS) administered by the Department of Health and Human Services. Since that time, several additional homeland security grant programs have been added to amplify state and local preparedness, including the State Homeland Security Grant Program (SHSGP), Citizen Corps

²⁰¹ Prepared by Shawn Reese, Analyst in Emergency Management and Homeland Security Policy.

Program (CCP), Urban Area Security Initiative (UASI), Driver's License Security Grants Program (REAL ID), Operation Stonegarden grant program (Stonegarden), Regional Catastrophic Preparedness Grant Program (RCPG), Public Transportation Security Assistance and Rail Security Assistance grant program (Transit Security Grants), Port Security Grants (Port Security), Over-the-Road Bus Security Assistance (Over-the-Road), Buffer Zone Protection Program (BZPP), Interoperable Emergency Communications Grant Program (IECGP), and Emergency Operations Center Grant Program (EOC).

FY2015 Request

The Administration requested \$1,205 million for state and local grant programs and training in FY2015. This is \$295 million less than these grants were appropriated in FY2014 (\$1,500 million). Additionally, the Administration proposed a single block grant for preparedness grants—the National Preparedness Grant Program, a single block grant for training programs—Training Partnership Grants, and a single block grant for the programs and groups²⁰² that provide education, training, and exercises.

House-Reported H.R. 4903

House-reported H.R. 4903 included a total of \$1,500 million for state and local grant programs and training for FY2015, the same level as provided in FY2014. The grant programs were structured as they were in the FY2014 DHS appropriations bill as well, rather than as the Administration proposed.

Senate-Reported S. 2534

Senate-reported S. 2534 included a total of \$1,500 million for state and local grant programs and training for FY2015, the same level provided in FY2014 and in the House-reported bill. Like the House-reported bill, the Senate-reported bill and report recommended structuring the grant programs as they were in the FY2014 DHS appropriations bill.

Table 16 outlines the funding levels for FEMA state and local programs.

Table 16. State and Local Grant Programs and Training, FY2014-FY2015

(budget authority in rounded millions of dollars)

Appropriation / Sub-Appropriation	FY2014	FY2015	
	Enacted	House- Reported H.R. 4903 Request	Senate- Reported S. 2534
State and Local Programs (grants)	1,266		
State Homeland Security Grant Program	466	466	467

²⁰² These groups include the Center for Domestic Preparedness and the Emergency Management Institute.

Appropriation / Sub-Appropriation	FY2014	FY2015		
	Enacted	Request	House-Reported H.R. 4903	Senate-Reported S. 2534
<i>Operation Stonegarden</i>	55		55	55
Urban Area Security Initiative	600		600	600
<i>Non-Profit Security Grants (included in UASI)</i>	13		13	13
Public Transportation Security Assistance, Railroad Security Assistance, Over-the-Road Bus Security Assistance	100		100	100
<i>Amtrak Security (included in above security assistance programs)</i>	10		10	10
<i>Over-the-Road Bus Security</i>			5	
Port Security	100		100	100
Education, Training, and Exercises	234		234	233
<i>Emergency Management Institute (EMI)</i>	21		21	21
<i>Center for Domestic Preparedness (CDP)</i>	65		65	65
<i>National Domestic Preparedness Consortium</i>	98		98	98
<i>National Exercise Program (NEP)</i>	21		21	20
<i>Continuing Training</i>	29		29	30
National Preparedness Grant Program	n/a	1,043		
Training Partnership Grants	n/a	60		
Education, Training, and Exercises (CDP/EMI/NEP)	n/a	102		
Total, State and Local Programs	1,500	1,205	1,500	1,500

Sources: CRS analysis of FY2014 explanatory statement, FY2015 DHS congressional justifications, H.R. 4903, H.Rept. 113-481, S. 2534, and S.Rept. 113-198.

Proposed Consolidation of State and Local Preparedness Grants

The Administration first proposed the National Preparedness Grant Program (NPGP) in its FY2013 budget request to Congress, and again in FY2014. Congress denied the request both times. Congress expressed concern that the NPGP had not been authorized by Congress, lacked sufficient detail regarding the implementation of the program, and lacked sufficient stakeholder participation in the development of the proposal.²⁰³

The Administration proposed the NPGP once again in FY2015. The Administration indicated that its latest proposal includes adjustments that responded to congressional concerns. House-reported H.R. 4903 and Senate-reported S. 2534 did not approve the Administration's grant reform proposals, and continued a general provision barring the establishment of the National Preparedness Grant Program or similar structures without explicit congressional authorization.²⁰⁴

Assistance to Firefighters Grant Program (AFG)²⁰⁵

The Administration's FY2015 budget proposed \$670 million for firefighter assistance, including \$335 million for AFG and \$335 million for Staffing for Adequate Fire and Emergency Response (SAFER) grants, a 1.5% reduction from the FY2014 level. Funding for management and administration of these grants would be drawn from a separate FEMA account (Salaries and Expenses). The Firefighter Assistance Grants would be categorized under First Responder Assistance Programs (FRAP), one of three activities under FEMA's State and Local Programs (SLP) appropriation. The Administration requested that all previous SAFER waivers again be enacted for FY2015. Also in the budget proposal, FEMA encouraged SAFER applicants to seek, recruit, and hire post-9/11 veterans in order to take advantage of the provisions of the Veterans Opportunity to Work (VOW) to Hire Heroes Act of 2011.

The House Appropriations Committee bill provided \$680 million in firefighter assistance, including \$340 million for AFG and \$340 million for SAFER. This matched the FY2014 level. The committee continued to fund firefighter assistance under its own account, and declined the Administration's request to place firefighter assistance under the State and Local Programs account. The bill also continued to grant DHS waiver authority from SAFER requirements in FY2015. In the accompanying report, the committee noted that this annual waiver authority has been available since FY2009,²⁰⁶ and that the reauthorization of the SAFER program by the 112th Congress (P.L. 112-239) provided FEMA with permanent authority to waive certain matching and non-supplantation requirements for grantees based on a determination that a grantee meets economic hardship criteria. Given that FEMA has been working with stakeholders to develop these criteria and that the agency hopes to soon be able to implement its new waiver authority, the committee expected that FY2015 should be the last instance in which annual waiver authority will be provided, and that any waivers in future fiscal years will be limited to the authorization provided in P.L. 112-239.

²⁰³ P.L. 113-76, Div. F, Sec. 557.

²⁰⁴ H.Rept. 113-481, pp. 173-174; H.R. 4903, Sec. 547; S.Rept. 113-198, pp. 188-189; S. 2534, Sec. 550.

²⁰⁵ Prepared by Lennard G. Kruger, Specialist in Science and Technology Policy, Resources, Science and Industry Division.

²⁰⁶ H.Rept. 113-481, p. 102.

The Senate Appropriations Committee bill provided \$680 million in firefighter assistance, including \$340 million for AFG and \$340 million for SAFER. This matched the FY2014 level as well as the House Appropriations Committee level. As did the House-reported bill, the Senate-reported bill continued to fund firefighter assistance under its own separate account and granted DHS waiver authority from SAFER requirements in FY2015. In the accompanying report, the committee expressed its expectation that funding for rural fire departments should be consistent with the previous five-year funding history and that FEMA will brief the committee if there is an anticipated fluctuation.

Disaster Relief Fund (DRF)²⁰⁷

The Disaster Relief Fund (DRF) is the main account used to fund a wide variety of programs, grants, and other forms of emergency and disaster assistance to states, local governments, certain nonprofit entities, and families and individuals affected by disasters. The DRF is a no-year account—unused funds from the previous fiscal year are carried over to the next fiscal year. The Administration requested funding for the DRF based on what FEMA plans to spend on all past declared catastrophic events, plus the 10-year average for non-catastrophic events,²⁰⁸ and a \$500 million reserve to prevent shortfalls. The Administration’s FY2015 budget proposed \$7,033 million for the DRF—an increase of roughly \$812 million compared to the Administration’s request and enacted level from FY2014.

The DRF funding request can be broken out into two categories. First, \$596 million for activities not directly tied to major disasters under the Stafford Act (including activities such as assistance provided to states for emergencies and fires).²⁰⁹ This is sometimes referred to as the DRF’s “base” funding. The second (and significantly larger) category is for disaster relief costs for major disasters under the Stafford Act, for which the Administration requested \$6,438 million. This structure reflects the impact of the Budget Control Act, which allows these costs incurred by major disasters to be paid through an “allowable adjustment” to the discretionary spending caps, rather than having them count against the discretionary spending allocation for the bill.

The Disaster Relief Fund, Disaster Relief, and the Budget Control Act (BCA)

It is important to note that “disaster relief” funding under the BCA and the Disaster Relief Fund are not the same. The BCA defines funding for “disaster relief” as funding for activities carried out pursuant to a major disaster declaration under the Stafford Act. This funding comes not only from FEMA, but from accounts across the federal government. While a portion of funding for the DRF is eligible for the allowable adjustment under the BCA, it is not wholly “disaster relief” by the BCA definition. For more detail on the allowable adjustment, see the end of **Appendix A** of this report, or CRS Report R42352, *An Examination of Federal Disaster Relief Under the Budget Control Act*, by Bruce R. Lindsay, William L. Painter, and Francis X. McCarthy.

The House- and Senate-reported bills included the amount requested by the Administration for the DRF (\$7,033 million). Of this amount, \$6,438 million was designated as disaster relief for major disasters under the Stafford Act (the same amount requested for major disasters by the Administration).²¹⁰

²⁰⁷ Prepared by Bruce R. Lindsay, Analyst in American National Government, and William L. Painter, Analyst in Emergency Management and Homeland Security Policy, Government and Finance Division.

²⁰⁸ In previous years, a five-year rolling average of non-catastrophic disaster costs was used.

²⁰⁹ This includes a transfer of \$24 million to the DHS Office of Inspector General.

²¹⁰ Including a transfer of \$24 million to the DHS Office of Inspector General.

Disaster Declaration Determinations

When a state is overwhelmed by a disaster, the governor may elect to request federal assistance. FEMA provides a recommendation to the President regarding whether that state should receive federal disaster assistance by calculating the cost of damage to public facilities and infrastructure divided by the state's population—a per capita damage indicator—and comparing it to a per capita threshold. If the indicator exceeds the threshold FEMA generally makes a recommendation to the President to issue a major disaster declaration. Currently that threshold is \$1.39 (per capita).

A report issued by GAO in 2012 found that the per capita damage indicator is artificially low because it has not been fully adjusted for the rise in per capita income or for inflation.²¹¹ According to the GAO analysis, if the per capita indicator had been properly adjusted for increases in per capita income and inflation, there would have been a reduction in the number of incidents declared as eligible for disaster assistance. The report also stated that the per capita damage indicator was a poor metric for establishing a state's capacity to respond to an incident. FEMA concurred with the GAO recommendation to develop and implement a methodology that provides a more comprehensive assessment of a jurisdiction's need for federal assistance.

The Senate Appropriations Committee expressed similar concerns about the per capita indicator. The report accompanying the Senate bill stated that it was not evident that the threshold criteria has been reviewed and updated and that there is a lack of transparency regarding disaster declaration criteria in general.²¹² The committee directed FEMA to conduct a comprehensive review of the methodology used to determine if federal assistance is warranted and brief the committee, as well as the authorizing committees of jurisdiction, on its findings no later than 120 days after enactment.

The House Appropriations Committee also recommended that FEMA review how it makes disaster declaration recommendations to the President because, in part, under the current policy, a small community within a highly populated state may not be eligible for federal assistance even if local impacts are severe.²¹³

Balances in the DRF

The monthly report issued by FEMA on September 5, 2014, indicated that there was \$8,899 million in unobligated funds remaining in the DRF as of the end of August, including \$6,866 million in unobligated funds for the costs of major disasters.²¹⁴ This is a comparatively large amount compared to years prior to the BCA where a large disaster or active hurricane season (or both) could have quickly depleted the remaining unobligated amount, necessitating a supplemental appropriation for additional funds for disaster relief.

²¹¹ U.S. Government Accountability Office, *Federal Disaster Assistance: Improved Criteria Needed to Assess a Jurisdiction's Capability to Respond and Recover on Its Own*, GAO, September 12, 2012, p. 23, at <http://www.gao.gov/assets/650/648162.pdf>.

²¹² S.Rept. 113-198, pp. 125-126.

²¹³ H.Rept. 113-481, p. 106.

²¹⁴ Federal Emergency Management Agency, *Disaster Relief Fund: Monthly Report Through August 31, 2014*, September 5, 2014, p. 4. Available at <http://www.fema.gov/media-library/assets/documents/31789>.

These unusual balances are due in large part to the congressional response to recent major disasters, such as Hurricane Sandy. The DRF does not simply pay immediate costs of relief—it reimburses state and local governments for costs of disasters for years. Over the first half of FY2014, the DRF obligated an average of nearly \$400 million per month for costs related to major disasters, almost all from disasters that struck in previous fiscal years. This number is expected to rise—FEMA has projected spending nearly \$3 billion in the state of New York for recovery from Hurricane Sandy in the last two months of FY2014 alone.²¹⁵

The House-reported bill rescinded \$352 million from the DRF, and the Senate-reported bill rescinded \$310 million because the committees anticipated a significant balance of unallocated funds in the DRF base to be carried over from FY2014 to FY2015.²¹⁶ The House Appropriations Committee report stated that the remaining balances, combined with the amount appropriated, would fully fund recovery efforts for previous disasters, including Hurricane Sandy, the Colorado wildfires, and the Oklahoma tornadoes, as well as pay for relief efforts for future disasters.

Pre-Disaster Mitigation (PDM) Program²¹⁷

The Pre-Disaster Mitigation (PDM) program provides federal grants to mitigate property damage and loss of life due to disasters. Although funding is authorized under Section 203 of the Stafford Act, eligibility for the PDM program does not require a Stafford Act disaster declaration.²¹⁸ Authorization for the PDM program expired in 2013.²¹⁹

Funding for the PDM program has declined in recent years. The FY2011 appropriation, P.L. 112-10, provided \$50 million for the PDM program, matching the lowest level of funding for the program since FY2006. The FY2012 budget requested \$85 million, which was an increase of \$35 million over the FY2011 enacted amount. Recent appropriations to the program have been at the \$25 million level. Despite continued congressional funding of the PDM program, the Administration has, in the last three budget cycles (including FY2015), suggested zeroing out the PDM program with no additional funding requested.

However, the FY2015 request appears to send mixed signals in this area. Although the line item for the PDM program is zero, the PDM *fund* is included in the Administration’s “Opportunity, Growth and Security Initiative.” That initiative would provide significant funding for the PDM fund, although not for the PDM program as currently understood. As the budget request notes, the initiative “would provide \$400 million to this fund.”²²⁰ At one oversight hearing a FEMA witness

²¹⁵ Ibid., Appendix B, p. 10.

²¹⁶ Including funds recovered from previous disasters during project closeouts. At the end of August 2014, there was \$2,033 million in the DRF base, after the Administration used a transfer of \$268 million from the DRF to ICE in August to help pay the cost of dealing with a sharp increase in the number of unaccompanied alien children crossing the border illegally earlier in the year.

²¹⁷ This section prepared by Francis X. McCarthy, Analyst, Emergency Management Policy, Government and Finance Division.

²¹⁸ 42 U.S.C. 5133 §203. For additional information on the PDM program, see CRS Report RL34537, *FEMA’s Pre-Disaster Mitigation Program: Overview and Issues*, by Francis X. McCarthy.

²¹⁹ Although authorization has expired there are signs of ongoing support for the PDM program. On March 28, 2014, a bipartisan group of 56 House members signed a letter to the DHS Appropriations Subcommittee supporting continuing funding “at a sufficient level” for the PDM program.

²²⁰ DHS/FEMA, National Pre-Disaster Mitigation Fund, FY2015 Submission, I. Appropriation Summary, C. Budget Request Summary.

sought to explain the dissonance in the budget message by framing the initiative as forward-looking while mitigation was based on past, previous events.²²¹ While mitigation does include some calculations based on losses from previous events, mitigation is generally considered to be actions taken to lessen the threat of future hazardous events. Congress may wish to explore this difference in definitions through its budget discussions.

For FY2015, both House and Senate appropriations committees recommended funding for the PDM program at the \$25 million level but also noted their interest in mitigation and more explanations from FEMA on how it is emphasizing mitigation concepts.

Also, when considering the status of PDM, Congress may wish to consider the recent Administration initiative to establish the “National Disaster Resilience Competition” with \$1 billion from the Hurricane Sandy supplemental funding bill. Unlike PDM, the funds can only be expended for projects in states that experienced disasters during 2011, 2012 and 2013. But like PDM it is an open competition for applicants to increase their resilience against future disasters.²²²

Related Mitigation Issues

S. 2534 contains a provision which provides mitigation funding as calculated under Section 404, the Hazard Mitigation Grant Program (HMGP) of the Stafford Act, for Section 420 of the Stafford Act, which authorizes Fire Management Assistance Grants (FMAGs).²²³ This indicates that during FY2015, FMAGs, in addition to helping states control ongoing fires, will also generate funds for the states to take mitigation efforts prior to the next fire threat. Unlike PDM, the HMGP program is funded by the DRF under major disaster declarations.

In addition, the Senate committee report contains a section on wildfire mitigation. The report notes the large amounts of damage caused by wildfires and the large amounts of funding spent fighting the fires. It contrasts those significant sums with the much smaller amounts devoted to any form of mitigation to prevent or lessen the impact of future fires. The report then requests specific actions from FEMA and its federal partners:

The Committee directs FEMA, in conjunction with the Forest Service and the Department of Interior, to provide a strategy to better mitigate wildfire impacts on urban and residential areas no later than 120 days after the date of enactment of this act. The strategy should include ways for FEMA to partner with the Forest Service and Department of Interior in their wildfire prevention and mitigation efforts, and also ways for FEMA to partner with State and local governments at risk for wildfires on cooperative efforts in the coming years.²²⁴

²²¹ U.S. House of Representatives, Hearing before the Subcommittee on Economic Development, Public Buildings and Emergency Management of the Committee on Transportation and Infrastructure, “Disaster Mitigation: Reducing Costs and Saving Lives,” April 3, 2014.

²²² White House, “Fact Sheet: National Disaster Resilience Competition,” June 14, 2014.

²²³ S. 2534, Section 573, pp 106-107.

²²⁴ S.Rept. 113-198, p. 116, to accompany S. 2534, Department of Homeland Security Appropriations Bill, 2015, 113th Cong., 2nd Sess.

Emergency Food and Shelter Program (EFS)²²⁵

The EFS Program is authorized by Title III of the McKinney-Vento Homeless Assistance Act.²²⁶ The program enables thousands of social service providers across the nation to provide emergency help (preventing evictions, utility cut-offs, supplementing shelters, soup kitchens, food banks, etc.) to families and individuals in need. FEMA chairs a national board that administers the program consisting of representatives from the Salvation Army, Catholic Charities USA, the United Way, the American Red Cross, the Jewish Federations of North America, and the National Council of Churches. The unique part of the program is that after allocations are made at the national level, decisions on funding to specific provider organizations are made at the local level by an EFS Local Board similar in composition to the EFS National Board. The total administrative budget for the program is 3.5%, so almost all funds go to direct services.

The Administration's FY2015 budget, as with previous submissions, suggested cutting the EFS program by \$20 million, from its current \$120 million to \$100 million. The Administration's justification notes that the reduction in EFS funding will permit a "refocus of agency-wide resources on FEMA's primary mission" of disaster response and recovery efforts. In addition, the FY2015 budget also proposed moving the program from FEMA to the Department of Housing and Urban Development (HUD). The Senate agreed with the cut to the \$100 million level while the House maintained the program at the previous year's \$120 million.

While the EFS program is not a disaster program within FEMA's "primary mission," it has been hosted at FEMA for more than 30 years and has a significant role in communities during times of high unemployment. Also, the program's national board is composed of agencies that are frequently FEMA's partners in disaster response and recovery work as well as homeless assistance. The move to HUD has been proposed by every Administration since the program was established by Congress in 1983, but Congress has never agreed to the transfer. However, arguably FEMA's recent difficulties in administering the program may suggest to Congress that a review of current administrative practices is warranted, if not moving the program.²²⁷

The House-reported bill does not include the requested authority to transfer the EFS program to HUD. In discussing the move to HUD, the committee suggested that before considering such a move

the Committee expects FEMA and HUD to jointly brief the Committee on the rationale for the proposed change; efforts by both agencies to engage stakeholders on the proposal; and a plan for transitioning the program to HUD, including a strategy for preserving EFSP's unique, local decision-making structure and an assessment of how the transition to HUD would affect the current EFSP funding distribution to local jurisdictions.²²⁸

²²⁵ Prepared by Francis X. McCarthy, Analyst in Emergency Management Policy, Government and Finance Division.

²²⁶ P.L. 100-77.

²²⁷ While EFS was known for its rapid distribution of award funds, that has slowed in recent years. For example, FY2013 funding was not distributed until the beginning of FY2014. For additional information see CRS Report R42766, *The Emergency Food and Shelter National Board Program and Homeless Assistance*, by Francis X. McCarthy, pp. 13-16.

²²⁸ U.S. House of Representative, H.Rept. 113-481 accompanying H.R. 4903, Department of Homeland Security, 2015, June 19, 2014, p. 110.

However, S. 2534 does contain the legislative language to authorize FEMA to transfer the EFS funds to HUD. In its report the Senate explains:

While the Committee includes the permissive transfer language, it also notes that this program is not duplicative of other HUD programs and therefore it shall retain its original purpose and shall not be combined with other HUD programs.²²⁹

Title IV: Research and Development, Training, and Services

Title IV of the DHS appropriations bill contains the appropriations for U.S. Citizenship and Immigration Services (USCIS), the Federal Law Enforcement Training Center (FLETC), the Science and Technology Directorate (S&T), and the Domestic Nuclear Detection Office. The Administration requested \$1,771 million for these accounts in FY2015, a decrease of \$108 million below the enacted level. The House-reported bill provided \$1,801 million, an increase of 1.7% from the requested level and 4.1% below FY2014. The Senate-reported bill provided \$1,761 million, a decrease of 0.5% from the requested level, and 6.2% below FY2014.

Table 17 lists the enacted amounts for the individual components of Title IV for FY2014, the Administration's request for these components for FY2015, and the House- and Senate-reported appropriations for the same.

Table 17. Title IV: Research and Development, Training, and Services, FY2014-FY2015
(budget authority in rounded millions of dollars)

Component / Appropriation	FY2014	FY2015		
	Enacted	Request	House- reported H.R. 4903	Senate- reported S. 2534
Citizenship and Immigration Services				
Appropriation	114	135	125	124
Fees, Mandatory Spending, and Trust Funds	3,103	3,125	3,105	3,257
Total Budgetary Resources	3,217	3,260	3,230	3,382
Federal Law Enforcement Training Center				
Salaries and Expenses	228	232	230	231

²²⁹ S.Rept. 113-198, p. 129, to accompany S. 2534, Department of Homeland Security Appropriations Bill, 2015, 113th Cong., 2nd Sess.

Component / Appropriation	FY2014	FY2015		
	Enacted	Request	House- reported H.R. 4903	Senate- reported S. 2534
Acquisition, Construction, Improvements and Related Expenses	31	28	28	28
Appropriation	259	260	258	259
Fees, Mandatory Spending, and Trust Funds	0	0	0	0
Total Budgetary Resources	259	260	258	259
Science and Technology				
Management and Administration	129	130	127	130
Research, Development, Acquisition, and Operations	1,091	942	980	942
Appropriation	1,220	1,072	1,107	1,071
Fees, Mandatory Spending, and Trust Funds	0	0	0	0
Total Budgetary Resources	1,220	1,072	1,107	1,071
Domestic Nuclear Detection Office				
Management and Administration	37	37	36	37
Research, Development, and Operations	205	199	201	196
Systems Acquisition	43	68	75	73
Appropriation	285	304	312	306
Fees, Mandatory Spending, and Trust Funds	0	0	0	0
Total Budgetary Resources	285	304	312	306
Net Budget Authority: Title IV	1,878	1,771	1,801	1,760
Total Budgetary Resources for Title IV Components before Transfers	4,981	4,896	4,906	5,018

Sources: CRS analysis of FY2014 explanatory statement, FY2014 DHS congressional justifications, H.R. 4903, H.Rept. 113-481, S. 2534, and S.Rept. 113-198.

Notes: Table displays rounded numbers, but all operations were performed with unrounded data: therefore, amounts may not sum to totals.

U.S. Citizenship and Immigration Services²³⁰

Three activities dominate the work of the U.S. Citizenship and Immigration Services (USCIS): (1) processing and adjudication of all immigration applications and petitions, including family-based petitions, employment-based petitions, nonimmigrant change of status petitions, work authorizations, and travel documents; (2) adjudication of naturalization petitions for legal permanent residents to become citizens; and (3) consideration of refugee and asylum claims, and related humanitarian and international concerns.

U.S. Citizenship and Immigration Services (USCIS)	(\$millions, discretionary budget authority)
FY2015	
	Appropriation Request: \$135
	House Reported: \$125
	Senate Reported: \$124

USCIS funds the processing and adjudication of immigrant, nonimmigrant, refugee, asylum, and citizenship benefits largely through its fee revenues deposited into the Immigration Examinations Fee Account.²³¹ In the last decade, the agency has received annual appropriations from the Treasury that have been directed largely towards specific projects such as reducing petition processing backlogs and operating the E-Verify program.²³² The agency receives most of its revenue from adjudication fees of immigration benefit applications and petitions.²³³ The graphic above only shows the annual appropriations for USCIS.

FY2015 Request

The Administration requested \$135 million in appropriations for USCIS for FY2015, including \$125 million for the E-Verify program and \$10 million for the Immigrant Integration Initiative. Together with \$3,125 million in projected fee collections, the request projected \$3,260 million in new gross budget authority for USCIS (see **Table 18**). Of this FY2015 amount, \$2,654 million was to fund adjudication services, which included \$239 million for asylum, refugee, and

²³⁰ This section was prepared by William Kandel, Analyst in Immigration Policy, Domestic Social Policy Division.

²³¹ Section 286 of the Immigration and Nationality Act, 8 U.S.C. §1356. There are two other fee accounts at USCIS, known as the H-1B Nonimmigrant Petitioner Account and the Fraud Prevention and Detection Account. The revenues in these accounts are drawn from separate fees that are statutorily determined (P.L. 106-311 and P.L. 109-13, respectively). USCIS receives 5% of the H-1B Nonimmigrant Petitioner Account revenues and 33% of the Fraud Detection and Prevention Account revenues. Department of Homeland Security, *Congressional Budget Justification FY2015: U.S. Citizenship and Immigration Services, H-1B Nonimmigrant Petitioner Account and Fraud Prevention and Detection Account* (Washington, DC, 2014).

²³² E-verify allows employers to electronically confirm that prospective and current employees possess legal authorization to work in the United States. See CRS Report R40446, *Electronic Employment Eligibility Verification*, by Andorra Bruno.

²³³ For more on USCIS fees, see CRS Report RL34040, *U.S. Citizenship and Immigration Services' Immigration Fees and Adjudication Costs: Proposed Adjustments and Historical Context*, by William A. Kandel.

international operations and \$185 million for digital conversion of immigrant records (“Business Transformation”). Apart from adjudication services, \$99 million was to fund information and customer services, \$342 million was to fund administration expenses, and \$30 million was to fund the Systematic Alien Verification for Entitlements (SAVE) program.²³⁴

House-Reported H.R. 4903

House-reported H.R. 4903 recommended that USCIS receive gross budget authority for FY2015 at \$3,230 million, \$30 million below the amount requested. Two-thirds of the reduction is a reduction in service center spending authority, from \$571 million to \$551 million.²³⁵ The bill included \$125 million in appropriations for USCIS’s E-Verify Program, the funding level requested by the Administration. The House-reported bill did not include the \$10 million appropriation requested for immigrant integration grants, but permits up to \$10 million of fee revenue to be allocated for that purpose. Within the total fees collected, the committee directed USCIS to provide at least \$29 million to continue converting paper immigration records to a digital format.

The House-reported bill also specifies that USCIS appropriations may not be used by the agency to grant immigration benefits to an individual unless USCIS has received the results of a criminal background check and the results do not preclude the granting of the benefit. None of the funds made available to USCIS for immigrant integration grants may be used to provide services to aliens who have not been lawfully admitted for permanent residence.

The House-reported bill does not prohibit USCIS from providing pay raises to its personnel using fee revenue. If such raises are foregone, however, any potential savings are to be made available to enhance the E-Verify program. The bill also does not provide authority to use fee revenue to help establish a Citizenship Foundation noted in the Administration’s request.

Senate-Reported S. 2534

Senate-reported S. 2534 recommended that USCIS receive gross budget authority for FY2015 at \$3,382 million, \$122 million above the amount requested to reflect revised fee collections. The bill included \$124 million in appropriations for USCIS’s E-Verify Program, \$11 million below the Administration’s request. The Senate-reported bill permits up to \$10 million of fee revenue to be allocated for immigrant integration grants. Such grants may not be used to provide services to aliens who have not been lawfully admitted for permanent residence. The committee specifies that no funds may be used by USCIS to grant immigration benefits unless the requisite background checks permit the granting of such benefit, and the results do not preclude the granting of the benefit. USCIS was also directed to provide an overdue E-B5 visa program report.²³⁶

²³⁴ For more information on the SAVE program, see CRS Report R40889, *Noncitizen Eligibility and Verification Issues in the Health Care Reform Legislation*, by Ruth Ellen Wasem.

²³⁵ H.Rept. 113-481 indicates that the \$20 million reduction in the USCIS spending authority for its fee collections resulted from “continued failures by the Office of Congressional Affairs to provide timely and informative assistance to congressional offices regarding normal case work.”

²³⁶ The E-B5 visa program, also known as the Investor Visa Program, was created by Congress in 1990 to stimulate the U.S. economy through job creation and capital investment by foreign investors. Under a pilot immigration program first enacted in 1992 and regularly reauthorized since, certain EB-5 visas also are set aside for investors in Regional (continued...)

In response to two GAO reports²³⁷ that assessed USCIS's process for granting asylum, the Senate Committee directed GAO to issue a third report that took into account steps to implement GAO's previous recommendations, and that incorporated relevant information from any investigative findings or after-actions reports concerning the Boston Marathon bombing.

Table 18. USCIS Budget Account Detail, FY2014-FY2015

(budget authority in rounded millions of dollars)

Program / Project / Activity	2014	2015		
	Enacted	Request	House-reported H.R. 4903	Senate-reported S. 2534
Appropriations	114	135	125	124
E-Verify	114	125	125	124
Immigrant integration grants	—	10	—	—
Fee-funded Activities	3,103	3,125	3,105	3,257
Adjudication Services	2,637	2,654	2,634	2,747
District Operations	1,544	1,566	1,566	1,594
Immigrant integration grants ^a	[8]		[10]	[10]
Service Center Operations	578	571	551	615
Asylum, Refugee and International Operations	237	239	239	232
Records Operations	94	93	93	110
Business Transformation	183	185	185	195
Information and Customer Services: Operating Expenses	96	99	99	109
Administration: Operating Expenses	339	342	342	377
Systematic Alien Verifications for Entitlements (SAVE)	30	30	30	25
Total USCIS Budgetary Resources	3,217	3,260	3,230	3,382
Fee revenue sources				
Immigration Examination Fee Account	3,049	3,071	3,051	NA
H1-B Visa Fee Account	13	14	14	NA
H1-B and L Fraud Prevention Fee Account	41	41	41	NA

Source: CRS analysis of FY2015 explanatory statement, FY2015 DHS congressional justifications, H.R. 4903, H. Rept. 113-481, S. 2534, and S. Rept. 113-198.

(...continued)

Centers designated by USCIS based on proposals for promoting economic growth.

²³⁷ See U.S. Government Accountability Office, *Agencies Have Taken Actions to Help Ensure Quality in the Asylum Adjudication Process but Challenges Remain*, GAO-08-935, September 25, 2008; and U.S. Government Accountability Office, *Significant Variation Existed in Asylum Outcomes Across Immigration Courts and Judges*, GAO-08-940, September 25, 2008.

Notes: NA=not available—S.Rept. 113-198 did not project fee revenues by account. Figures in italics sum to Adjudication Services total. Fee revenue source amounts and appropriations total sum to total USCIS budgetary resources. Amounts may not strictly accord with budgetary documents due to rounding.

- a. These are paid by for by fee revenues in general provisions, and do not add to the total appropriation.

Issues for Congress

For FY2015, a potential issue for Congress includes ongoing concerns about E-Verify operability.

E-Verify

E-Verify is a program designed to assist employers in ascertaining whether their employees have the requisite legal status and work authorization to work lawfully in the United States.²³⁸ While the House committee report acknowledged improvements in the accuracy of E-Verify, Congress continues to direct USCIS to increase incentives for smaller businesses to use E-Verify.²³⁹

Federal Law Enforcement Training Center²⁴⁰

The Federal Law Enforcement Training Center (FLETC) provides basic and advanced law enforcement instruction to 91 federal entities with law enforcement responsibilities. FLETC also provides specialized training to state and local law enforcement entities, campus police forces, law enforcement organizations of Native American tribes, and international law enforcement agencies. By training officers in a multi-agency environment, FLETC intends to promote consistency and collaboration across its partner organizations. FLETC administers four training sites throughout the United States, but also uses online training and provides training at other locations when its specialized facilities are not needed. The Center employs approximately 1,100 personnel.

Federal Law Enforcement Training Center (FLETC)	(\$millions, discretionary budget authority)
FY2015	
	Appropriation Request: \$260
	House Reported: \$258
	Senate Reported: \$259

FY2015 Request

The Administration proposed a budget of \$260 million for FLETC, an increase of \$1 million (0.3%) from FY2014's appropriation of \$259 million. The FLETC budget in recent years has been made up of two appropriations—Salaries and Expenses (proposed at \$232 million, up \$4 million from FY2014), and Acquisition, Construction, Improvements, and Related Expenses (proposed at \$28 million, down \$3 million from FY2014). The increase in the Salaries and

²³⁸ See CRS Report R40446, *Electronic Employment Eligibility Verification*, by Andorra Bruno.

²³⁹ S.Rept. 113-198.

²⁴⁰ Prepared by William L. Painter, Analyst in Emergency Management and Homeland Security Policy, Government and Finance Division.

Expenses appropriation is part of a \$16 million program increase to train 1,200 additional CBP officers, which is compensated for by \$6 million in efficiencies and elimination of \$8 million in non-recurring costs from FY2014. Half the proposed reduction in Acquisition, Construction, Improvements, and Related Expenses is from deferring construction work.

House-Reported H.R. 4903

House-reported H.R. 4903 included \$258 million for FLETC, \$2 million (0.8%) below the request. The entire reduction was taken from the management and administration activity under the Salaries and Expenses appropriation for FLETC, and was explained in the report as the result of shortfalls in the DHS budget request not directly related to FLETC.²⁴¹ The House-reported bill included the requested \$28 million appropriation for Acquisitions, Construction, Improvements, and Related Expenses.

Senate-Reported S. 2534

Senate-reported S. 2534 included \$259 million for FLETC, \$1 million (0.4%) below the request. The reduction was taken from all the activities under the Salaries and Expenses appropriation for FLETC.²⁴² The Senate-reported bill also included the requested \$28 million appropriation for Acquisitions, Construction, Improvements, and Related Expenses.

Issues for Congress

Although FLETC itself has not been the focus of congressional debate, both the House and Senate have raised questions about the training of federal law enforcement officers. Both House and Senate-reported versions of the bill included the requested funding to train the remaining 1,200 of 2,000 new CBP officers funded in FY2014.²⁴³

The Senate-passed version of comprehensive immigration reform (S. 744) calls for 19,200 additional Border Patrol agents.²⁴⁴ Fielding this many additional personnel would require an increase in the budget for FLETC's operations.

Science and Technology Directorate²⁴⁵

The Directorate of Science and Technology (S&T) is the primary DHS organization for research and development (R&D). Headed by the Under Secretary for Science and Technology, it performs R&D in several laboratories of its own and funds R&D performed by the Department of Energy national laboratories, industry, universities, and others. It also conducts testing and other technology-related activities in support of acquisitions by other DHS components. See **Table 19** for a breakdown of S&T Directorate funding for FY2014 and FY2015.

²⁴¹ H.Rept. 113-481, p. 113.

²⁴² S.Rept. 113-198, p. 133.

²⁴³ H.Rept. 113-481, p. 113, and S.Rept. 113-198, p. 133.

²⁴⁴ S. 744(eas), Section 6(a)(3)(A)(i), p. 51.

²⁴⁵ Prepared by Daniel Morgan, Specialist in Science and Technology Policy, Resources, Science and Industry Division.

Science and Technology (S&T)

(\$millions, discretionary budget authority)

FY2015

**FY2015 Request**

The Administration's request of \$1,072 million for the S&T Directorate in FY2015 was 12.2% less than the FY2014 appropriation of \$1,220 million. The decrease resulted largely from the request in Laboratory Facilities for \$300 million, versus \$404 million in FY2014, for construction of the National Bio and Agro-Defense Facility (NBAF). Within the request for Research, Development, and Innovation, border security R&D would increase by \$7 million; Apex projects would receive the same funding as in FY2014; and the other four thrust areas would all decrease. The proposed reduction of \$9 million for University Programs would decrease the annual funding rate for existing university centers of excellence and might also reduce the number of centers supported.

House-Reported H.R. 4903

The House-reported bill provided \$1,107 million for the S&T Directorate in FY2015.²⁴⁶ In previous years, the committee had criticized the Research, Development, and Innovation (RD&I) budget item for being too all-encompassing and not specifying funding levels for specific thrust areas. For FY2015, the House report recommended \$28 million more than the request for RD&I and stated that "to provide the new Under Secretary for S&T flexibility to shift resources ... the Committee provides the funds for RD&I without breakouts for specific thrust areas." The report stated that the committee was pleased with the results of Apex projects (one of the RD&I thrust areas) and urged the S&T Directorate to expand the Apex concept into other areas of its work. In Laboratory Facilities, the report recommended the requested \$300 million for NBAF construction. The recommended funding for University Programs was \$10 million more than requested. The report stated that this level of support would allow the continuation of all existing university centers of excellence as well as a new center that is expected to be awarded in FY2015. It directed DHS to define and report on key metrics used to make center awards.

Senate-Reported S. 2534

The Senate-reported bill provided \$1,071 million for the S&T Directorate in FY2015.²⁴⁷ As in the House, the Senate committee in previous years had criticized the consolidation of RD&I into a single budget item. For FY2015, the Senate report stated that "in order to provide additional flexibility ... the Committee does not break out the RD&I budget in thrust areas." Within RD&I, the report expressed support for the Apex concept and encouraged the S&T Directorate to invest more of its resources in that effort. In Laboratory Facilities, the recommended amount for NBAF

²⁴⁶ Not including a rescission of \$14 million from prior-year balances in the R&D, Acquisition, and Operations account.

²⁴⁷ Not including a rescission of \$14 million from prior-year balances in the R&D, Acquisition, and Operations account.

construction was \$300 million, as requested. In University Programs, the report recommended \$9 million more than the Administration's request and explained that the increase was for university centers of excellence, including support for the existing centers and a new center to be awarded in FY2015.

Table 19. Directorate of Science and Technology, FY2014-FY2015

(budget authority in rounded millions of dollars)

Appropriation / Sub-Appropriation	FY2014	FY2015		
	Enacted	Request	House-reported H.R. 4903	Senate-reported S. 2534
Directorate of Science and Technology	1,220	1,072	1,107	1,071
Management and Administration	129	130	127	130
R&D, Acquisition, and Operations	1,091	942	980 ^a	942 ^a
<i>Research, Development, and Innovation</i>	462	434	462	426
<i>Laboratory Facilities</i>	548	435	435	435
<i>Acquisition and Operations Support</i>	42	42	42	42
<i>University Programs</i>	40	31	41	40

Sources: CRS analysis of FY2014 explanatory statement, FY2015 DHS congressional justifications, H.R. 4903 as reported, H.Rept. 113-481, S. 2534 as reported, and S.Rept. 113-198.

Note: Table displays rounded numbers, but all operations were performed with unrounded data: therefore, amounts may not sum to totals.

a. Does not reflect a rescission of \$14 million from prior-year balances.

Issues for Congress

National Bio and Agro-Defense Facility (NBAF)

The NBAF is a planned replacement for the current Plum Island Animal Disease Center. Site preparation has been completed, and construction of a central utility plant is under way. DHS expects to award a contract for construction of the main laboratory in FY2015. According to DHS, the FY2015 budget request, together with previously appropriated federal and state funds and additional anticipated funds from the state of Kansas, would fully fund the NBAF construction contract. Despite receiving \$404 million for NBAF construction in FY2014, DHS does not intend to begin construction until full funding for the project is appropriated. The estimated total project cost for NBAF is \$1.250 billion, up from \$1.230 billion in the FY2014 budget. DHS expects NBAF construction and commissioning to be completed in Q3 FY2021, one year later than the estimate of Q3 FY2020 provided in the FY2014 budget. The previous estimate for NBAF, given in the FY2012 budget, was a total project cost of \$725 million with a completion date of Q1 FY2016.

Coordination of Research & Development Activities

In September 2012, GAO reported that although the S&T Directorate, the Domestic Nuclear Detection Office (DNDO), and the Coast Guard are the only DHS components that report R&D activities to the Office of Management and Budget, several other DHS components also fund R&D and activities related to R&D.²⁴⁸ The GAO report found that DHS lacks department-wide policies to define R&D and guide reporting of R&D activities, and, as a result, DHS does not know the total amount its components invest in R&D. The report recommended that DHS develop policies and guidance for defining, reporting, and coordinating R&D activities across the department, and that DHS establish a mechanism to track R&D projects. In March 2013, the explanatory statement for the Consolidated and Further Continuing Appropriations Act, 2013 (P.L. 113-6) directed the Secretary of Homeland Security, through the Under Secretary for Science and Technology, to establish a review process for all R&D and related work within DHS.²⁴⁹ In April 2013, citing its September 2012 report, GAO listed DHS R&D as an area of concern in its annual report on fragmented, overlapping, or duplicative federal programs.²⁵⁰ In January 2014, the joint explanatory statement for the Consolidated Appropriations Act, 2014 (P.L. 113-76) directed DHS to implement and report on new policies for R&D prioritization and review and, in accordance with GAO's recommendations, to implement policies and guidance for defining and overseeing R&D department-wide.²⁵¹ In July 2014, GAO reported that DHS had updated its guidance to include a definition of R&D and was conducting R&D portfolio reviews across the department but had not yet developed policy guidance for DHS-wide R&D oversight, coordination, and tracking.²⁵²

Domestic Nuclear Detection Office²⁵³

The Domestic Nuclear Detection Office (DNDO) is the primary DHS organization for combating the threat of nuclear attack. It is responsible for all DHS nuclear detection research, development, testing, evaluation, acquisition, and operational support. See **Table 20** for a breakdown of DNDO funding for FY2014 and FY2015.

²⁴⁸ U.S. Government Accountability Office, *Department of Homeland Security: Oversight and Coordination of Research and Development Should Be Strengthened*, GAO-12-837, September 12, 2012.

²⁴⁹ *Congressional Record*, March 11, 2013, p. S1547.

²⁵⁰ U.S. Government Accountability Office, *2013 Annual Report: Actions Needed to Reduce Fragmentation, Overlap, and Duplication and Achieve Other Financial Benefits*, GAO-13-279SP, April 2013.

²⁵¹ *Congressional Record*, January 15, 2014, p. H927.

²⁵² U.S. Government Accountability Office, *Department of Homeland Security: Continued Actions Needed to Strengthen Oversight and Coordination of Research and Development*, GAO-14-813T, July 31, 2014.

²⁵³ Prepared by Daniel Morgan, Specialist in Science and Technology Policy, Resources, Science and Industry Division.

Domestic Nuclear Detection Office (DNDO)

(\$millions, discretionary budget authority)

FY2015

Appropriation Request: \$304

House Reported: \$312

Senate Reported: \$306

FY2015 Request

The Administration requested \$304 million for DNDO in FY2015, an increase of 6.7% from the FY2014 appropriation of \$285 million. In the Systems Acquisition account, funding for the Securing the Cities program would decrease by \$10 million, while funding for Human Portable Radiation Detection Systems would increase by \$37 million to support the procurement of handheld radioisotope identification devices (RIIDs) for Customs and Border Protection.

House-Reported H.R. 4903

The House-reported bill provided \$312 million for DNDO. The report recommended \$7 million more than the request for Securing the Cities and stated that this would “support ongoing efforts in current ... cities and the risk-based expansion to new cities.” The report recommended the requested increase for Human Portable Radiation Detection Systems.

Senate-Reported S. 2534

The Senate-reported bill provided \$306 million for DNDO. As in the House, the Senate report recommended \$7 million more than the Administration’s request for the Securing the Cities program. The report recommended \$2 million less than the request for Human Portable Radiation Detection Systems (HPRDS), and it directed DNDO to provide a multiyear procurement forecast and deployment schedule for these funds.

Table 20. Domestic Nuclear Detection Office, FY2014-FY2015

(budget authority in rounded millions of dollars)

Appropriation / Sub-Appropriation	FY2014	FY2015		
	Enacted	Request	House-reported H.R. 4903	Senate-reported S. 2534
Domestic Nuclear Detection Office	285	304	312	306
Management and Administration	37	37	36	37
Research, Development, and Operations	205	199	201	196
<i>Systems Engineering and Architecture</i>	21	18	18	17
<i>Systems Development</i>	21	22	22	21
<i>Transformational R&D</i>	71	70	70	69
<i>Assessments</i>	39	38	38	38
<i>Operations Support</i>	30	32	32	31

Appropriation / Sub-Appropriation	FY2014	FY2015		
	Enacted	Request	House-reported H.R. 4903	Senate-reported S. 2534
<i>National Technical Nuclear Forensics Center</i>	23	20	22	20
Systems Acquisition	43	68	75	73
<i>Radiation Portal Monitors Program</i>	7	5	5	5
<i>Securing the Cities</i>	22	12	19	19
<i>Human Portable Radiation Detection Systems</i>	14	51	51	49

Sources: CRS analysis of FY2014 explanatory statement, FY2015 DHS congressional justifications, H.R. 4903 as reported, H.Rept. 113-481, S. 2534 as reported, and S.Rept. 113-198.

Note: Table displays rounded numbers, but all operations were performed with unrounded data: therefore, amounts may not sum to totals.

Title V: General Provisions

Title V of the DHS appropriations bill contains the general provisions for the bill. General provisions typically include rescissions of funding from previous years that partially offset the score of the bill. Occasionally appropriations for special initiatives are found here as well. This section of the report generally limits its discussion to new general provisions not mentioned elsewhere in the report and those with a direct impact on the budgetary scoring of the bill.

FY2015 Request

The Administration generally requests rescissions in the accounts where they are made, rather than in this title. However, this year, the Administration proposed a rescission from the Disaster Relief Fund in the general provisions of the bill. The Administration requested no appropriations through general provisions for FY2015.

The Administration proposed retaining 41 of the 78 general provisions from the FY2014 DHS Appropriations act (Division F of P.L. 113-76) in the FY2015 appropriations act. Fifteen were proposed to be amended to one degree or another, and 26 remained without proposed changes. These provisions may be modified to simply change their effective date, make adjustments for clarity of purpose, or provide or restore flexibility to certain aspects of departmental operations.

The Administration therefore proposed eliminating 37 general provisions. Some general provisions, like those rescinding funds, have a one-time effect, and so are proposed for elimination the following years. Some are provisos proposed elsewhere in the bill, such as waivers on restrictions of the use of certain grant funds, or are consolidated, and therefore a separate general provision would be redundant. Others become overtaken by events or changes in permanent law, while others the Administration proposes for elimination as they are, in their view, unduly restrictive on the department's operations or use and management of resources.

The Administration also proposed adding six new general provisions aside from the aforementioned rescission. These included:

- a new provision allowing obligation of \$104 million in previously collected fees;
- a provision authorizing aviation security fees and increasing aviation passenger fees for FY2015 (this is in part similar to previously proposed provisions);
- a new provision increasing the statutory cap on visas for crime victims;
- a new provision authorizing USCIS to use up to \$3 million in fee revenues to start up the proposed U.S. Citizenship Foundation;
- a previously proposed provision authorizing a public awareness and outreach campaign on dam safety; and
- a provision increasing CBP fees and authorizing the use of other fee revenues collected pursuant to the U.S.-Colombia Trade Promotion Agreement Implementation Act (this is in part similar to previously proposed provisions, and a provision carried in the FY2014 act).

House-Reported H.R. 4903

House-reported H.R. 4903 included \$708 million in rescissions in Title V. In addition, under this title \$30 million was included for DHS financial systems modernization efforts. These were the only provisions in this title that affected the score of the bill, providing a reduction in the net budget authority provided in the bill of -\$540 million.

The House Appropriations Committee concurred with the Administration's request to drop 11 general provisions that had been included in the FY2014 Homeland Security Appropriations act. The House Appropriations Committee did not add any of the general provisions requested by the Administration, with the exception of a rescission that it deepened.

The House added nine new general provisions, three of which had identical counterparts in the Senate-reported bill:

- A provision requiring budget justification for structural pay reform affecting more than 100 FTE or costing more than \$5 million;²⁵⁴
- A provision making public safety officer survivor benefits available to the widow and children of a Transportation Security Officer killed in the line of duty in 2013;²⁵⁵ and
- A provision requiring the Administration provide estimates of the number of unaccompanied alien children anticipated to be apprehended in the coming budget year and the projected impact of those detentions and transfers on the budget of each component in the Administration's budget request.²⁵⁶

In total, House-reported H.R. 4903 included 74 general provisions.

²⁵⁴ H.R. 4903, Sec. 563; and S. 2534, Sec. 561.

²⁵⁵ H.R. 4903, Sec. 565; and S. 2534, Sec. 567.

²⁵⁶ H.R. 4903, Sec. 569; and S. 2534, Sec. 566.

Senate-Reported S. 2534

Senate-reported S. 2534 included \$731 million in rescissions in Title V. In addition, under this title \$49 million was included for DHS headquarters consolidation, and \$40 million for DHS financial systems modernization. Taken together, these provisions provide a reduction in the net budget authority provided in the bill of \$505 million.

The Senate Appropriations Committee concurred with the Administration's request to drop 10 general provisions that had been included in the FY2014 Homeland Security Appropriations Act.

The Senate Appropriations Committee did not add any of the general provisions requested by the Administration, with the exception of a rescission that it deepened, and a portion of the fee proposal solely for hiring and retaining CBP officers at air and sea points of entry.²⁵⁷

Aside from the three new provisions noted above that were carried in both the House-and Senate-reported bills, the Senate Appropriations also added seven of its own new general provisions. In total Senate-reported S. 2534 contains 73 general provisions.

²⁵⁷ S. 2534, Sec. 559.

Appendix A. Appropriations Terms and Concepts

Budget Authority, Obligations, and Outlays

Federal government spending involves a multistep process that begins with the enactment of budget authority by Congress. Federal agencies then obligate funds from the enacted budget authority to pay for their activities. Finally, payments are made to liquidate those obligations; the actual payment amounts are reflected in the budget as outlays.

Budget authority is established through appropriations acts or direct spending legislation and determines the amounts that are available for federal agencies to spend. The Antideficiency Act²⁵⁸ prohibits federal agencies from obligating more funds than the budget authority that was enacted by Congress. Budget authority may also be indefinite, as when Congress enacts language providing “such sums as may be necessary” to complete a project or purpose. Budget authority may be available on a one-year, multi-year, or no-year basis. One-year budget authority is only available for obligation during a specific fiscal year; any unobligated funds at the end of that year are no longer available for spending. Multi-year budget authority specifies a range of time during which funds can be obligated for spending; no-year budget authority is available for obligation for an indefinite period of time.

Obligations are incurred when federal agencies employ personnel, enter into contracts, receive services, and engage in similar transactions in a given fiscal year. Outlays are the funds that are actually spent during the fiscal year.²⁵⁹ Because multi-year and no-year budget authorities may be obligated over a number of years, outlays do not always match the budget authority enacted in a given year. Additionally, budget authority may be obligated in one fiscal year but spent in a future fiscal year, especially with certain contracts.

In sum, budget authority allows federal agencies to incur obligations and authorizes payments, or outlays, to be made from the Treasury. Discretionary agencies and programs, and appropriated entitlement programs, are funded each year in appropriations acts.

Discretionary and Mandatory Spending

Gross budget authority, or the total funds available for spending by a federal agency, may be composed of discretionary and mandatory spending. Discretionary spending is not mandated by existing law and is thus appropriated yearly by Congress through appropriations acts. The Budget Enforcement Act of 1990²⁶⁰ defines discretionary appropriations as budget authority provided in annual appropriation acts and the outlays derived from that authority, but it excludes appropriations for entitlements. Mandatory spending, also known as direct spending, consists of budget authority and resulting outlays provided in laws other than appropriation acts and is typically not appropriated each year. However, some mandatory entitlement programs must be

²⁵⁸ 31 U.S.C. §§1341, 1342, 1344, 1511-1517.

²⁵⁹ Appropriations, outlays, and account balances for government treasury accounts can be viewed in the end of year reports published by the U.S. Treasury titled *Combined Statement of Receipts, Outlays, and Balances of the United States Government*. The DHS portion of the report can be accessed at <http://fms.treas.gov/annualreport/cs2005/c18.pdf>.

²⁶⁰ P.L. 101-508, Title XIII.

appropriated each year and are included in the appropriations acts. Within DHS, the Coast Guard retirement pay is an example of appropriated mandatory spending.

Offsetting Collections²⁶¹

Offsetting funds are collected by the federal government, either from government accounts or the public, as part of a business-type transaction such as offsets to outlays or collection of a fee. These funds are not counted as revenue. Instead, they are counted as negative outlays. DHS net discretionary budget authority, or the total funds that are appropriated by Congress each year, is composed of discretionary spending minus any fee or fund collections that offset discretionary spending.

Some collections offset a portion of an agency's discretionary budget authority. Other collections offset an agency's mandatory spending. These mandatory spending elements are typically entitlement programs under which individuals, businesses, or units of government that meet the requirements or qualifications established by law are entitled to receive certain payments if they establish eligibility. The DHS budget features two mandatory entitlement programs: the Secret Service and the Coast Guard retired pay accounts (pensions). Some entitlements are funded by permanent appropriations, others by annual appropriations. The Secret Service retirement pay is a permanent appropriation and as such is not annually appropriated, whereas the Coast Guard retirement pay is annually appropriated. In addition to these entitlements, the DHS budget contains offsetting Trust and Public Enterprise Funds. These funds are not appropriated by Congress. They are available for obligation and included in the President's budget to calculate the gross budget authority.

302(a) and 302(b) Allocations

In general practice, the maximum budget authority for annual appropriations (including DHS) is determined through a two-stage congressional budget process. In the first stage, Congress sets overall spending totals in the annual concurrent resolution on the budget. Subsequently, these amounts are allocated among the appropriations committees, usually through the statement of managers for the conference report on the budget resolution. These amounts are known as the 302(a) allocations. They include discretionary totals available to the House and Senate Committees on Appropriations for enactment in annual appropriations bills through the subcommittees responsible for the development of the bills. In the second stage of the process, the appropriations committees allocate the 302(a) discretionary funds among their subcommittees for each of the appropriations bills. These amounts are known as the 302(b) allocations. These allocations must add up to no more than the 302(a) discretionary allocation and form the basis for enforcing budget discipline, since any bill reported with a total above the ceiling is subject to a point of order. 302(b) allocations may be adjusted during the year by the Appropriations Committee by issuing a report delineating the revised suballocations as the various appropriations bills progress towards final enactment.

Table A-1 shows DHS's initial 302(b) allocations for FY2015, and comparable figures for FY2014 and the President's request for FY2015.

²⁶¹ Prepared with assistance from Bill Heniff Jr., Analyst in American National Government.

Table A-1. FY2014 and FY2015 302(b) Discretionary Allocations for DHS
(budget authority in billions of dollars)

FY2014 Comparable	FY2015 Request Comparable	FY2015 House Allocation	FY2015 Senate Allocation	FY2015 Enacted Comparable
39.270 ^a	38.332 ^b	39.220 ^b	39.000 ^c	

Source: CRS analysis of the P.L. 113-76 explanatory statement, DHS FY2015 congressional justifications, H.Rept. 113-481, and S.Rept. 113-198.

- This authority does not include the \$227 million for overseas contingency operations or disaster relief of \$5,626 million covered by adjustments to the discretionary spending caps set by the Budget Control Act.
- This authority does not include \$6,438 million requested for disaster relief covered by adjustments to the discretionary spending caps set by the Budget Control Act.
- This authority does not include the \$213 million for overseas contingency operations or disaster relief of \$6,438 million covered by adjustments to the discretionary spending caps set by the Budget Control Act.

The Budget Control Act, Discretionary Spending Caps, and Adjustments

The FY2012 appropriations bills were the first appropriations bills that were affected by the Budget Control Act (BCA), which established discretionary security and nonsecurity spending caps for FY2012 and FY2013, and overall caps that will govern the actions of appropriations committees in both houses. Subsequent legislation, including the Bipartisan Budget Act of 2013,²⁶² has amended those caps. For FY2015, the overall cap on discretionary spending is \$1,014 billion. Separate limitations are made for defense and non-defense spending—roughly \$521 billion and \$492 billion, respectively. Most of the budget for the Department of Homeland Security is considered non-defense spending.

In addition, the BCA allows for adjustments that would raise the statutory caps to cover funding for overseas contingency operations/Global War on Terror, emergency spending, and, to a limited extent, disaster relief and appropriations for continuing disability reviews and for controlling health care fraud and abuse.

Three of the four justifications outlined in the BCA for adjusting the caps on discretionary budget authority have played a role in DHS's appropriations process. Two of these—emergency spending and overseas contingency operations/Global War on Terror—are not limited.

The third justification—disaster relief—is limited. Under the BCA, the allowable adjustment for disaster relief is determined by the Office of Management and Budget (OMB), using the following formula:

Limit on disaster relief cap adjustment for the fiscal year = Rolling average of the disaster relief spending over the last ten fiscal years (throwing out the high and low years) + the unused amount of the potential adjustment for disaster relief from the previous fiscal year.

For FY2014, OMB determined the allowable adjustment for disaster relief to be \$12,143 million,²⁶³ of which only \$5,626 million was exercised as of the date of publication. In August,

²⁶² P.L. 113-67.

²⁶³ Office of Management and Budget, *OMB Sequestration Preview Report to the President and Congress for Fiscal* (continued...)

2014, OMB projected the FY2015 allowable adjustment for disaster assistance would be \$18,430 million: \$11,913 million from the rolling average and \$6,517 million in carryover from FY2014.²⁶⁴ FY2015 is the first year under which there is more than \$1 billion in carryover from the previous fiscal year.

(...continued)

Year 2015, Washington, DC, March 10, 2014, p. 9.

²⁶⁴ Office of Management and Budget, *OMB Sequestration Update Report to the President and Congress for Fiscal Year 2015*, Washington, DC, August 20, 2014, p. 13.

Appendix B. DHS Appropriations in Context

DHS Appropriations History

As established earlier in the report, the department was first established by the Homeland Security Act, P.L. 107-296. It became operational on January 24, 2003, in the middle of the fiscal year. Its initial partial year of operation was funded by transfers and supplemental appropriations. FY2004 was the first year the department requested and received an annual appropriations bill.

The tables below present information on DHS discretionary appropriations, as enacted, for FY2004 through FY2014. To allow for comparisons over time, **Table B-1** provides data in nominal dollars, while **Table B-2** provides data in constant FY2013 dollars. Making meaningful comparisons over time for the department's appropriations as a whole is complicated by a variety of factors, the two most significant of which are the frequency of supplemental appropriations for the department, and the impact of disaster assistance funding.

Supplemental funding, which frequently addresses congressional priorities, such as disaster assistance and border security, varies widely from year to year and as a result distorts year-to-year comparisons of total appropriations for DHS. In the department's initial fiscal year of operations, it received over \$5 billion in supplemental funding during that fiscal year in addition to all the resources transferred with the department's components. Twenty separate supplemental appropriations acts have provided appropriations to the department since it was established. Gross supplemental appropriations provided to the department in those acts exceed \$115 billion. **Table B-1** and **Table B-2**, in their second and third columns, provide amounts of new discretionary budget authority provided to DHS from FY2004 through FY2014, and a total for each fiscal year in the fourth column.

One of DHS's larger component budgets is that of the Federal Emergency Management Agency (FEMA). That budget includes the Disaster Relief Fund (DRF), which funds a large portion of the costs incurred by the federal government in the wake of disasters. Of the billions of dollars provided to the DRF each year, only a single-digit percentage of this funding goes to pay for FEMA personnel and administrative costs tied to disasters; the remainder is provided as assistance to states, communities, and individuals. The gross level of funding provided to the DRF has varied widely since the establishment of DHS depending on the occurrence and size of disasters, from less than \$3 billion in FY2008 to more than \$60 billion in FY2005. **Table B-1** and **Table B-2**, in their fifth column, provide the amount of new budget authority provided to the DRF, and in the sixth column, show the total new budget authority provided to DHS without counting the DRF.

A visual representation of this data is available in **Figure 3**.

Table B-1. DHS New Discretionary Budget Authority, FY2004-FY2014
(billions of dollars of budget authority)

Fiscal Year	Annual Appropriations	Supplemental Appropriations	Total	DRF Funding	Total Less DRF Resources
FY2004	\$29,809	\$2,523	\$32,333	\$4,300	\$28,033
FY2005	29,557	67,330	96,887	68,542	28,345
FY2006	30,995	8,217	39,212	7,770	31,442
FY2007	34,047	5,161	39,208	5,610	33,598
FY2008	37,809	897	38,706	2,297	36,409
FY2009	40,070	3,243	43,312	9,360	33,952
FY2010	42,817	5,570	48,387	6,700	41,687
FY2011	42,477	-	42,477	2,650	39,827
FY2012	40,062	6,400	46,462	7,100	39,362
FY2013	46,555	12,072	58,627	18,495	40,132
FY2013 post-sequester	44,971	11,468	56,439	17,566	38,873
FY2014	45,817	-		6,221	39,596

Table B-2. DHS New Discretionary Budget Authority, FY2013 Dollars, FY2004-FY2014
(billions of dollars of budget authority)

	Regular	Supplemental	Total	DRF Funding	Total Less DRF Resources
FY2004	\$35,762	\$3,027	\$38,789	\$5,159	\$33,630
FY2005	34,379	78,316	112,695	79,725	32,969
FY2006	34,916	9,257	44,173	8,753	35,420
FY2007	37,345	5,661	43,006	6,153	36,852
FY2008	40,632	964	41,596	2,469	39,128
FY2009	42,562	3,444	46,006	9,942	36,064
FY2010	45,088	5,866	50,954	7,055	43,898
FY2011	43,874	-	43,874	2,737	41,136
FY2012	40,667	6,497	47,164	7,207	39,957
FY2013	46,555	12,072	58,627	18,495	40,132
FY2013 post-sequester	44,971	11,468	56,439	17,566	38,873
FY2014	45,141	-	45,141	6,129	39,012

Sources: CRS analysis of congressional appropriations documents: for FY2004, H.Rept. 108-280 (accompanying P.L. 108-90), H.Rept. 108-76 (accompanying P.L. 108-11), P.L. 108-69, P.L. 108-106, and P.L. 108-303; for FY2005, H.Rept. 108-774 (accompanying P.L. 108-334), P.L. 108-324, P.L. 109-13, P.L. 109-61, and P.L. 109-62; for FY2006, H.Rept. 109-241 (accompanying P.L. 109-90), P.L. 109-148, and P.L. 109-234; for FY2007, H.Rept. 109-699 (accompanying P.L. 109-295) and P.L. 110-28; for FY2008, Division E of the House Appropriations Committee Print (accompanying P.L. 110-161) and P.L. 110-252; for FY2009, Division D of House Appropriations Committee Print (accompanying P.L. 110-329), P.L. 111-5, P.L. 111-8, and P.L. 111-32; for FY2010, H.Rept. 111-298 (accompanying P.L. 111-83), P.L. 111-212, and P.L. 111-230; for FY2011, P.L. 112-10 and H.Rept. 112-331 (accompanying P.L. 112-74); for FY2012, H.Rept. 112-331 (accompanying P.L. 112-74) and P.L. 112-77; for FY2013, Senate explanatory statement (accompanying P.L. 113-6), P.L. 113-2, the DHS Fiscal Year 2013 Post-Sequestration Operating Plan dated April 26, 2013, and financial data from the Hurricane Sandy Rebuilding Task Force Home Page at <http://portal.hud.gov/hudportal/HUD?src=/sandyrebuilding/recoveryprogress>; and for FY2014, the explanatory statement accompanying P.L. 113-76.

Notes: Emergency funding, appropriations for overseas contingency operations, and funding for disaster relief under the Budget Control Act's allowable adjustment are included based on their legislative vehicle. Transfers from DOD and advance appropriations are not included. Emergency funding in regular appropriations bills is treated as regular appropriations. Numbers in italics do not reflect the impact of sequestration.

Author Contact Information

William L. Painter, Coordinator
Analyst in Emergency Management and Homeland
Security Policy
wpainter@crs.loc.gov, 7-3335

Barbara L. Schwemle
Analyst in American National Government
bschwemle@crs.loc.gov, 7-8655

Jerome P. Bjelopera
Specialist in Organized Crime and Terrorism
jbjelopera@crs.loc.gov, 7-0622

Alison Siskin
Specialist in Immigration Policy
asiskin@crs.loc.gov, 7-0260

Bart Elias
Specialist in Aviation Policy
belias@crs.loc.gov, 7-7771

John Frittelli
Specialist in Transportation Policy
jfrittelli@crs.loc.gov, 7-7033

John D. Moteff
Specialist in Science and Technology Policy
jmoteff@crs.loc.gov, 7-1435

Shawn Reese
Analyst in Emergency Management and Homeland
Security Policy
sreese@crs.loc.gov, 7-0635

Sarah A. Lister
Specialist in Public Health and Epidemiology
slister@crs.loc.gov, 7-7320

Lennard G. Kruger
Specialist in Science and Technology Policy
lkruger@crs.loc.gov, 7-7070

Bruce R. Lindsay
Analyst in American National Government
blindsay@crs.loc.gov, 7-3752

Francis X. McCarthy
Analyst in Emergency Management Policy
fmccarthy@crs.loc.gov, 7-9533

William A. Kandel
Analyst in Immigration Policy
wkandel@crs.loc.gov, 7-4703

Daniel Morgan
Specialist in Science and Technology Policy
dmorgan@crs.loc.gov, 7-5849

Lisa Seghetti
Section Research Manager
lseghetti@crs.loc.gov, 7-4669