



The Federal Income Tax: How Do Marginal Income Tax Rates Work?

Margot L. Crandall-Hollick
Specialist in Public Finance

January 10, 2019

Calculating Income Tax Liability

For many taxpayers, calculating their federal income tax liability can be broken down into three main steps.

1. Taxpayers calculate the amount of their income subject to taxation (i.e., their [taxable income](#)).
2. Taxpayers apply marginal income tax rates to their taxable income to determine their “pre-tax credit” income tax liability.
3. Taxpayers subtract any tax credits from their pre-tax credit income tax liability to determine their final income tax liability.

Some taxpayers with more complex tax situations, including those who are subject to the [alternative minimum tax \(AMT\)](#) and those who have income from [capital gains](#) and dividends, will have to perform additional steps to calculate their income tax liability. (Those cases are not discussed in this Insight.)

For a visualization of this calculation, see CRS Infographic IG10011, *The U.S. Individual Income Tax System, 2018*, by Molly F. Sherlock.

Applying Marginal Income Tax Rates

This Insight focuses on the *second step* in this process outlined above—applying marginal tax rates to taxable income. For the purposes of this Insight, it will be assumed that the taxpayer has a relatively simple tax situation: they are a married couple with only wage income that claims only one deduction—

Congressional Research Service

7-....

www.crs.gov

IN11015

the standard deduction—and claims no tax credits when calculating their income tax liability. In effect, this couple will need to do only steps one and two outlined above to calculate their income tax liability. For 2018, the [standard deduction](#) for a married couple is \$24,000.

(In reality, the calculation of taxable income for a taxpayer may not be so simple and will depend on a variety of factors, including the taxpayer’s sources of income, family structure, and eligibility for a variety of deductions—i.e., subtractions from their income.)

Once a taxpayer has calculated their taxable income, they then apply the marginal tax rates to their taxable income. There are currently [seven marginal tax rates](#), and the income ranges over which they apply (“tax brackets”) differ based on the taxpayer’s filing status; see **Table 1** below. The federal income tax is considered a progressive tax by economists because as taxable income increases, income above a given bracket threshold is taxed at a higher marginal rate.

Table 1. Marginal Income Tax Rates for Married Couples, 2018

Filing as Married Joint Filers

If taxable income is:	The marginal tax rate is:	The maximum amount of taxable income subject to this marginal rate:	The maximum amount of tax generated in that bracket is:	And the taxpayer’s total income tax (pre-credit) is:
\$0 to \$19,050	10%	\$19,050	\$1,905	10% of taxable income
Over \$19,050 to \$77,400	12%	\$58,350	\$7,002	\$1,905 + 12% of the amount over \$19,050
Over \$77,400 to \$165,000	22%	\$87,600	\$19,272	\$8,907 + 22% of the amount over \$77,400
Over \$165,000 to \$315,000	24%	\$150,000	\$36,000	\$28,179 + 24% of the amount over \$165,000
Over \$315,000 to \$400,000	32%	\$85,000	\$27,200	\$64,179 + 32% of the amount over \$315,000
Over \$400,000 to \$600,000	35%	\$200,000	\$70,000	\$91,379 + 35% of the amount over \$400,000
Over \$600,000	37%	The difference between total taxable income and \$600,000	37% of the difference between total taxable income and \$600,000	\$161,379 + 37% of the amount over \$600,000

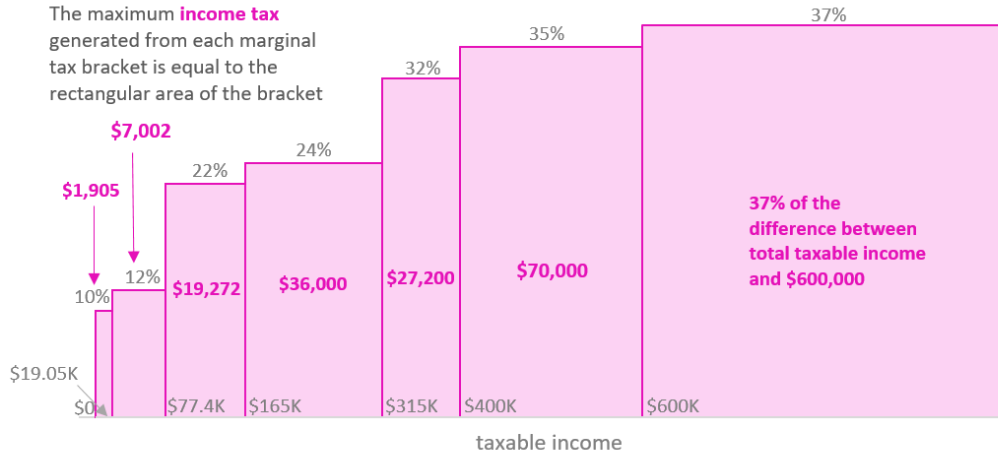
Source: Adapted from [IRS Revenue Procedure 2018-18](#).

Below, the 2018 tax brackets are presented graphically up to taxable income of \$1 million for a married couple filing a joint return.

2018 Marginal Income Tax Rates

Married taxpayers filing joint returns

The maximum **income tax** generated from each marginal tax bracket is equal to the rectangular area of the bracket



Note: The maximum taxable income displayed in this graphic and all subsequent graphics is \$1,000,000.

Importantly, these tax rates apply only to the income in a specific income range or bracket, not the entire taxable income. For example, if a married taxpayer has \$750,000 of taxable income, only the amount above \$600,000—or \$150,000—is subject to a marginal rate of 37%, not the entire \$750,000.

Below are examples of three married taxpayers with different levels of income which illustrate how marginal income tax rates work.

2018 Marginal Income Tax Rates

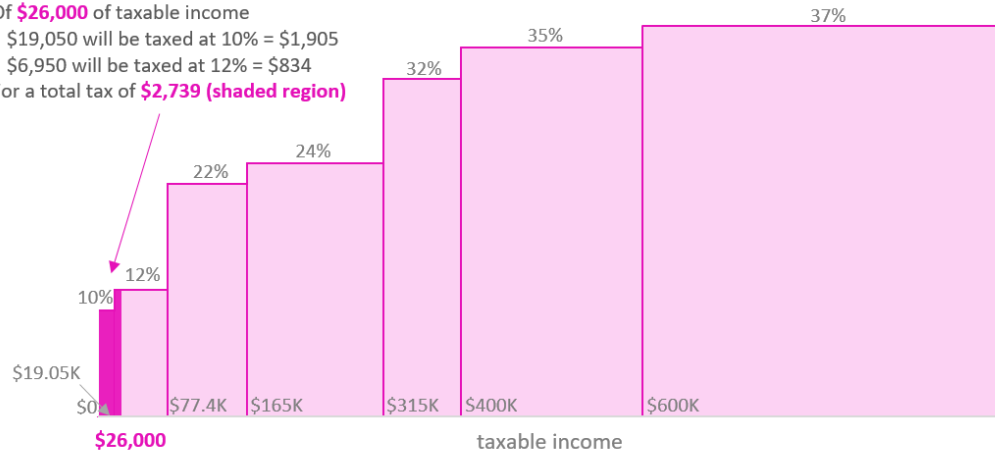
Married taxpayers filing joint returns with no children and **\$50,000** of wage income

\$50,000 of wage income - \$24,000 standard deduction=**\$26,000** of taxable income

Of **\$26,000** of taxable income

- \$19,050 will be taxed at 10% = \$1,905
- \$6,950 will be taxed at 12% = \$834

For a total tax of **\$2,739 (shaded region)**



First, the taxpayer will subtract \$24,000 from their \$50,000 of wage income to calculate their taxable income of \$26,000. As shown in the visual above, this taxpayer has a total income tax liability of \$2,739. The taxpayer’s statutory marginal tax rate is 12%, and the taxpayer’s last dollar of income was taxed at that rate. However, most of the taxpayer’s income was taxed at a rate of 10%, since most of the taxpayer’s income fell within the lowest (the 10%) income tax bracket.

2018 Marginal Income Tax Rates

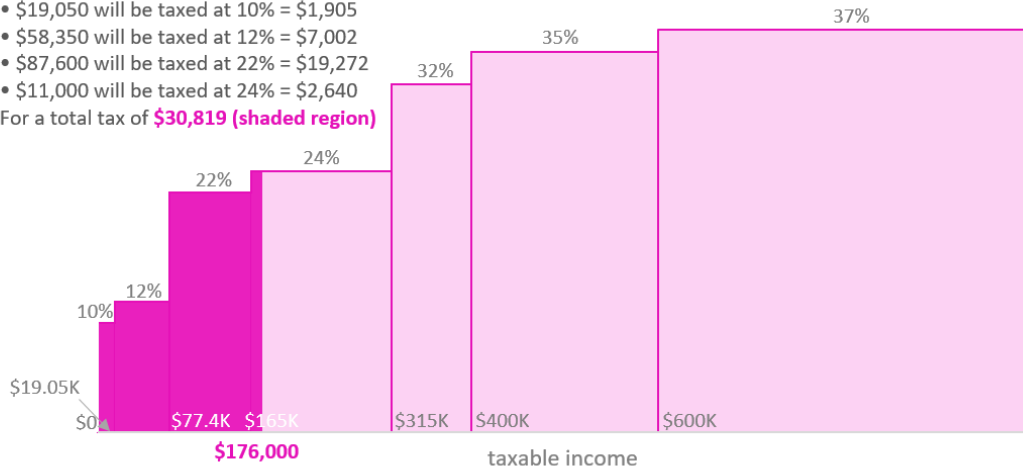
Married taxpayers filing joint returns with no children and \$200,000 of wage income

\$200,000 of wage income - \$24,000 standard deduction = \$176,000 of taxable income

Of \$176,000 of taxable income

- \$19,050 will be taxed at 10% = \$1,905
- \$58,350 will be taxed at 12% = \$7,002
- \$87,600 will be taxed at 22% = \$19,272
- \$11,000 will be taxed at 24% = \$2,640

For a total tax of \$30,819 (shaded region)



First, the taxpayer will subtract \$24,000 from their \$200,000 of wage income to calculate their taxable income of \$176,000. As shown in the visual above, this taxpayer has a total income tax liability of \$30,819. The taxpayer’s statutory marginal tax rate is 24%, and the taxpayer’s last dollar of income was taxed at that rate. However, most of the taxpayer’s income was taxed at a rate lower than 24% (taxed at 10%, 12%, or 22%), since most of the taxpayer’s income fell in one of these lower tax brackets.

2018 Marginal Income Tax Rates

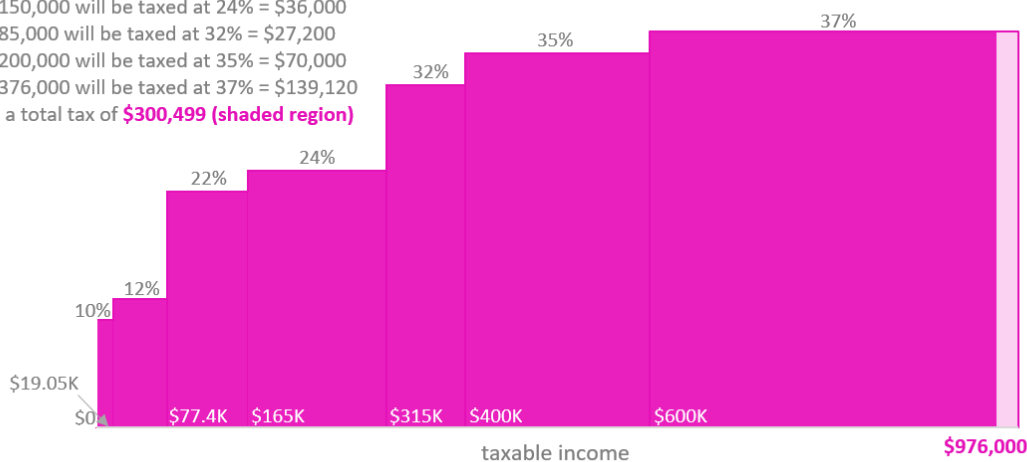
Married taxpayers filing joint returns with no children and **\$1,000,000** of wage income

\$1,000,000 of wage income - \$24,000 standard deduction=**\$976,000** of taxable income

Of **\$976,000** of taxable income

- \$19,050 will be taxed at 10% = \$1,905
- \$58,350 will be taxed at 12% = \$7,002
- \$87,600 will be taxed at 22% = \$19,272
- \$150,000 will be taxed at 24% = \$36,000
- \$85,000 will be taxed at 32% = \$27,200
- \$200,000 will be taxed at 35% = \$70,000
- \$376,000 will be taxed at 37% = \$139,120

For a total tax of **\$300,499 (shaded region)**



First, the taxpayer will subtract \$24,000 from their \$1,000,000 of wage income to calculate their taxable income of \$976,000. As shown in the visual above, this taxpayer has a total tax income tax liability of \$300,499. The taxpayer’s statutory marginal tax rate is 37%, and the taxpayer’s last dollar of income was taxed at that rate. However, more than three-fifths of this taxpayer’s taxable income was taxed at a rate lower than 37%, as less than two-fifths of this taxpayer’s taxable income was in the top (or 37%) tax bracket.

Acknowledgments

Kevin Borden, Section Research Manager of the Federalism and Emergency Management Section in the Government and Finance Division at CRS, created the data visualization used in this Insight.

EveryCRSReport.com

The Congressional Research Service (CRS) is a federal legislative branch agency, housed inside the Library of Congress, charged with providing the United States Congress non-partisan advice on issues that may come before Congress.

EveryCRSReport.com republishes CRS reports that are available to all Congressional staff. The reports are not classified, and Members of Congress routinely make individual reports available to the public.

Prior to our republication, we redacted phone numbers and email addresses of analysts who produced the reports. We also added this page to the report. We have not intentionally made any other changes to any report published on EveryCRSReport.com.

CRS reports, as a work of the United States government, are not subject to copyright protection in the United States. Any CRS report may be reproduced and distributed in its entirety without permission from CRS. However, as a CRS report may include copyrighted images or material from a third party, you may need to obtain permission of the copyright holder if you wish to copy or otherwise use copyrighted material.

Information in a CRS report should not be relied upon for purposes other than public understanding of information that has been provided by CRS to members of Congress in connection with CRS' institutional role.

EveryCRSReport.com is not a government website and is not affiliated with CRS. We do not claim copyright on any CRS report we have republished.